



## ZT-2052-IOP

ZigBee I/O Pair-connection Module with the 8-channel Isolated Digital Input

### Introduction

The ZT-2052 offers 8 digital input channels, each of which features photocouple isolation. In addition, you can choose either sink-type or source-type input via wire connections. All channels are able to be used as 16-bit counters. The ZT-2052 has 8 LED indicators to display the channel status and also includes 4 kV ESD protection and 3000 VDC intra-module isolation. Users can easily configure the module address, protocol, checksum, ZB-PID and ZB-channel settings using a combination of rotary and DIP switches.

### System Specifications

Communication Interface	
Wireless Standards	ZigBee , IEEE 802.15.4
Transmission Power	11 dBm (FCC Certificated) (Max 19 dBm)
Antenna	2.4 GHz - 5 dBi Omni-directional Antenna
Transmission Range (LoS)	700 m (Typical)
Max. Slaves in a ZigBee Network	255
LED Indicators	
Power	1 LED, Red
ZigBee Communication	1 LED, Green
Digital Output	8 LEDs, Red
Power	
Input Voltage Range	+10 VDC ~ +30 VDC
Power Consumption	1 W Max.
Mechanical	
Flammability	Fire Retardant Materials (UL 94V-0 Level)
Dimensions (L × W × H)	88 mm × 33 mm × 110 mm
Installation	DIN-Rail
Environment	
Operating Temperature	-25 ~ +75°C
Storage Temperature	-30 ~ +80°C
Humidity	10 ~ 90% RH, Non-condensing

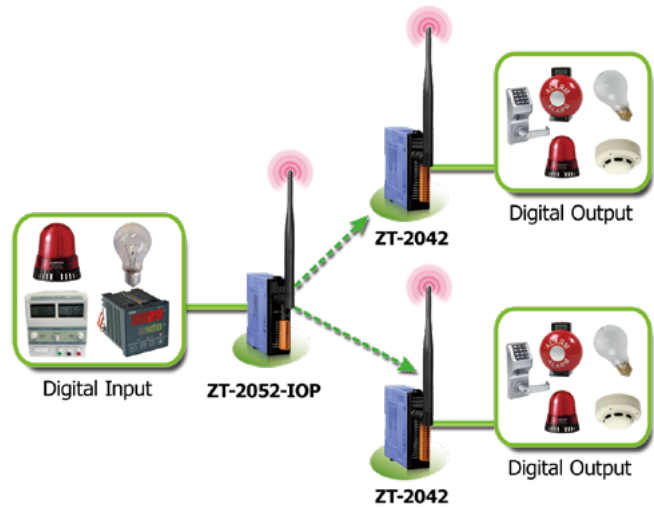
### Features

- ISM 2.4 GHz Operating Frequency
- Fully Compliant with 2.4G IEEE 802.15.4/ZigBee Specifications
- Wireless Transmission Range up to 700 m (Default)
- Adjustable RF Transmission Output Power
- 8 Channels Pair-connection of the Digital Input
- DO Safe Value setting for Wireless Disconnection Monitoring
- Configurable I/O Pairing Number
- Surge and ESD Protection
- Supports AES-128 Encryption for the Wireless Communication
- DIN-Rail Mountable



### Applications

Building Automation, Factory Automation, Machine Automation, Remote Maintenance, Remote Diagnosis, Testing Equipment.



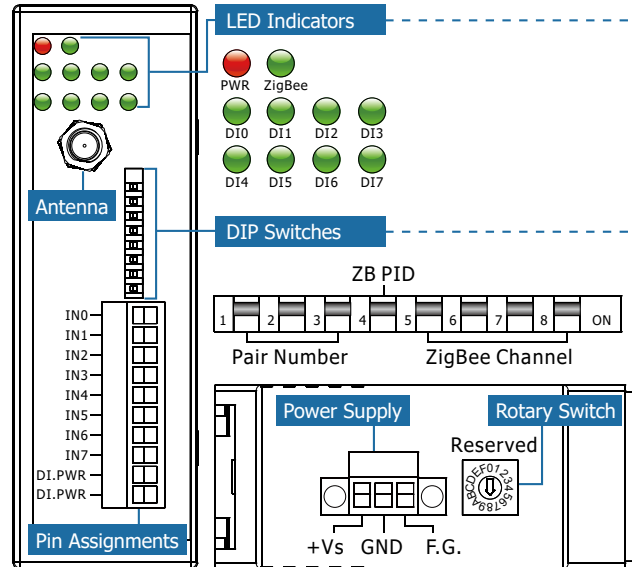
### I/O Specifications

Digital Input		
Input Channels	8	
OFF Voltage Level	+1 VDC Max.	
Wet Contact (Sink/Source)	On Voltage Level	+3.5 VDC ~ +30 VDC
	Off Voltage Level	+1 VDC Max.
Input Impedance	3 kΩ, 0.33 W	
Intra-module Isolated, Field-to-Logic	3000 VDC	
ESD Protection	±4 kV contact for each channel	

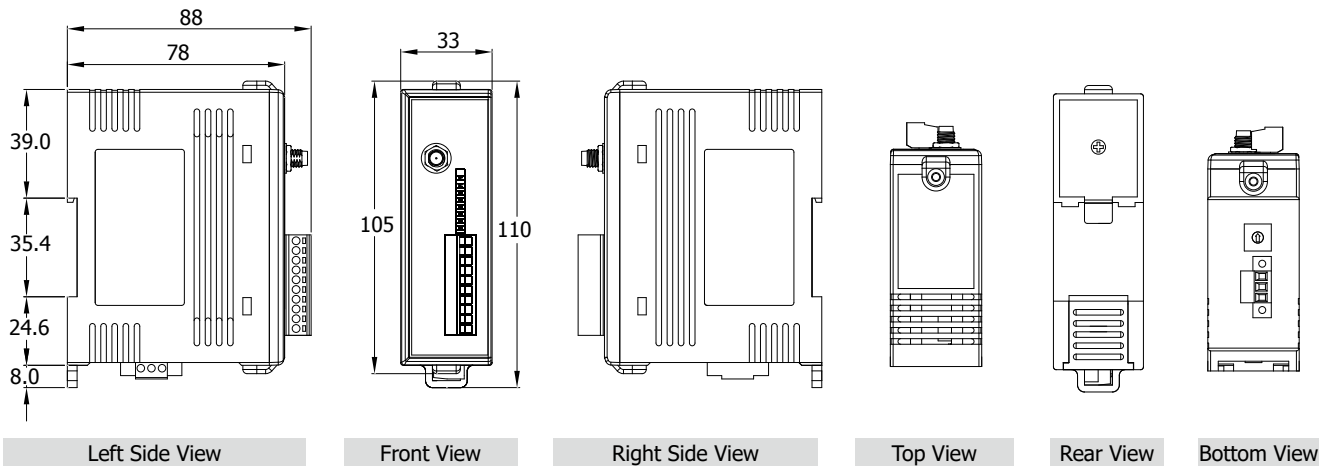
## Wiring

Input Type	ON State Readback as 1	OFF State Readback as 0
TTL/ CMOS Logic	Voltage > 3.5V	Voltage < 1V
Relay Contact	Relay ON	Relay OFF
Open Collector	Open Collector ON	Open Collector OFF

## Appearance



## Dimensions (Units: mm)



## Ordering Information

<b>ZT-2052-IOP CR</b>	ZigBee Pair-connection to the 8-ch Isolated Digital Input Module (Host, ZigBee Coordinator) (RoHS)
<b>Important Note:</b> ZigBee Pair-connection module is a ZigBee host to coordinate the ZigBee I/O module. Please order at least one ZT-2000 digital series module to work for ZigBee I/O pairing.	

## Accessories

<b>ZT-USBC CR</b>	USB to ZigBee Converter (ZigBee Full-function) (RoHS)
<b>ZT-2510 CR</b>	ZigBee Repeater (RoHS)
<b>ZT-2550 CR</b>	RS-485/RS-232 to ZigBee Converter (Host)
<b>ZT-2570 CR</b>	Ethernet/RS-485/RS-232 to ZigBee Converter (Host) (RoHS)
<b>Important Note:</b> The default pairing setting of ZT-2052-IOP is paired with the ZT-2042. If there is any pairing requirement with other ZigBee I/O modules, a ZigBee converter is required for doing the software configuration.	