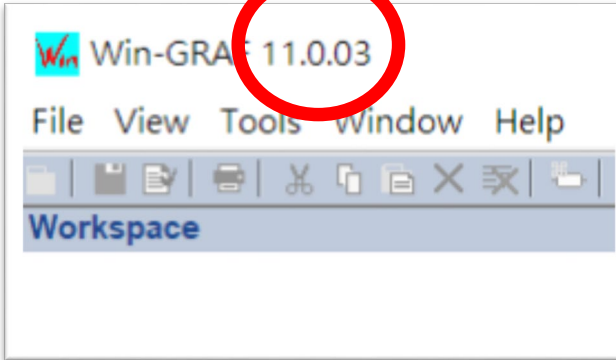
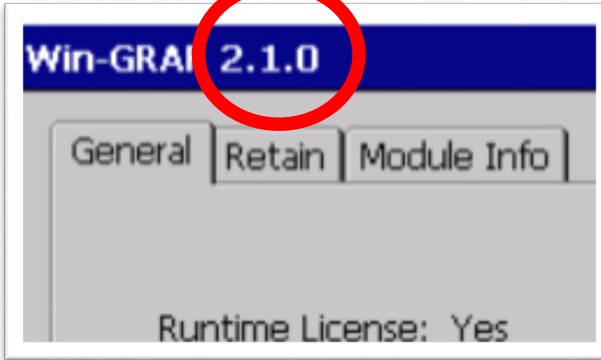
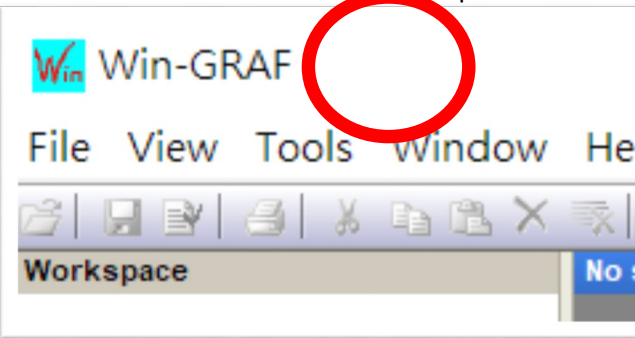
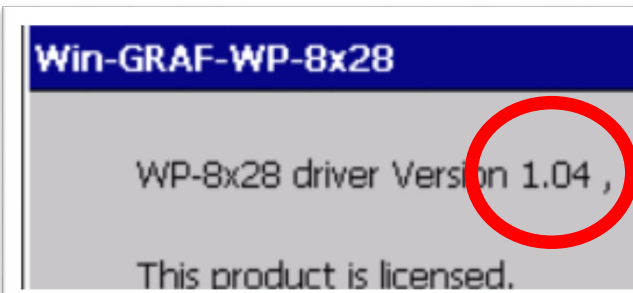


1 Version Identification

The match version rules for Workbench and Runtime:

- **Workbench 11.0** with **Runtime Ver. 2.xx** (factory default)
- *Workbench 1.08* with *Runtime Ver. 1.xx*

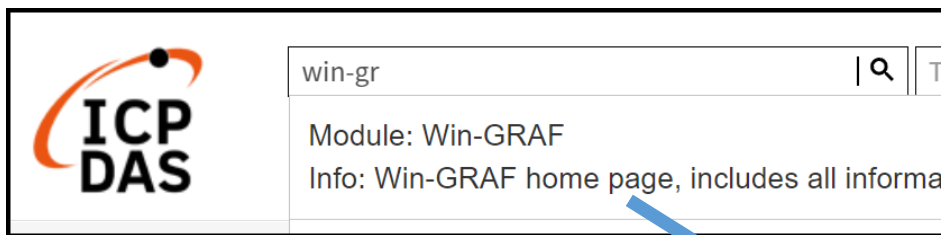
Figure for Version confirmation

Workbench 11.0	Runtime Ver. 2.xx
	
Workbench 1.08	Runtime Ver. 1.xx
※There's no version number on the top-left window. 	

Note: Win-GRAF runtime must be matched with Win-GRAF Workbench V11 (or later)

2 Download the Latest Win-GRAF Workbench V11 Along with the Runtime

Key in “**win-graf**” into Search Box at ICP DAS home page. Find and download Win-GRAF Workbench V11 from the “Software download” Tab.



Win-GRAF Software Introduction	PAC Features	Selection Guide	Comparison of Win-GRAF PACs	Authorization Instructions	Software Download	Function & Application	Win-GRAF FAQ
--------------------------------	--------------	-----------------	-----------------------------	----------------------------	-------------------	------------------------	--------------

Download Win-GRAF Workbench:

File Name	Version	File Date	Download Link	Remark
Win-GRAF Workbench Software	11.0.03	2023-01-12	Installer	Full software

3 Restore Old Version Win-GRAF Runtime (1.xx)

Win-GRAF runtime (2.xx) does not fully support files compiled by Win-GRAF Workbench version 1.08. If you'd like to restore the old version runtime, please download and restore the runtime of PAC by yourself to **restore it back to the 1.xx version** of Win-GRAF runtime.

The method to restore is as follows:

➔ Previous Win-GRAF Workbench and Drivers:		
File Name	File Date	Download Link
Workbench 1.08	2015-07-28	Installer
VP-x2x8-CE7	2018-11-04	

- 1) Drop down to the end of this Tab and download old version runtime.
- 2) Copy “**Win-GRAF_Installer_Old.Zip**” file into a pen drive or micro SD card, and unzip it.
- 3) Install the runtime

Open the file folder “Win-GRAF_Installer_Old” from pen drive or micro SD card. Capture as below:



According to different CPUs, different execution files have to be selected:

- **XP-8x38-CE6** PACs: please install “WinGRAF_Installer_Old_**x86**.exe”

- **WP-9xx8-CE7, WP-8x28-CE7, WP-5238-CE7, VP-x2x8-CE7** PACs:

please install “WinGRAF_Installer_Old_**ARM**v4l.exe”

After the PAC is successfully updated, reboot the PAC.

