



iKAN-208

Double-row, 8/16-Character Industrial LED Display with Modbus/TCP protocol

iKAN-216

Double-row, 16/32-Character Industrial LED Display with Modbus/TCP protocol

iKAN-224

Double-row, 48-Character Industrial LED Display with Modbus/TCP protocol

Features

- Web-Based User Interface
- 7-color display with a text height of 16/11.5 cm
- Able to store up to 128 messages with priority configuration
- Supports multiple languages (Glyphs for Arabic, Indian and Thai alphabets are not included)
- 168 variables available for displaying real-time data in a text message
- Can be remotely controlled via a PLC, PC or smartphone
- Supports Modbus TCP/Modbus RTU/CGI protocols
- Able to display indoor air quality indexes from DL modules without any controller
- The iKAN IP65 module isn't RoHS compliant



Introduction

The iKAN series is a family of industrial LED message display devices that deliver industrial-grade anti-noise capabilities as well as reliability and stability. ASCII characters and Unicode characters, which can be used to display multiple languages, are supported for presenting formatted messages. Support for the popular Modbus industrial protocol is provided meaning that iKAN display devices can be easily integrated into existing PLC and SCADA environments.

The iKAN series allows data written from a PC or a PLC to be displayed in a formatted message in real-time. Seven colors are available for the text, which can be used to indicate different degrees of importance of the message, as well as significantly increase the readability of the message in an industrial arena.

Messages can be edited using a standard web browser, such as Google Chrome, Firefox, or IE, etc., on a PC, mobile device, or smartphone without any limitations related to specific control tools or programs. With an open user interface and the ability to display real-time data, the iKAN series of display devices are highly suitable to be applied in a variety of indoor or semi-outdoor spaces, including shopping malls, railway stations, and industrial areas.

Smart Control with a Smartphone

The iKAN display allows you to edit messages and control the display using your smartphone.

This is very useful when you need to quickly and efficiently display an emergency message to a large number of readers.



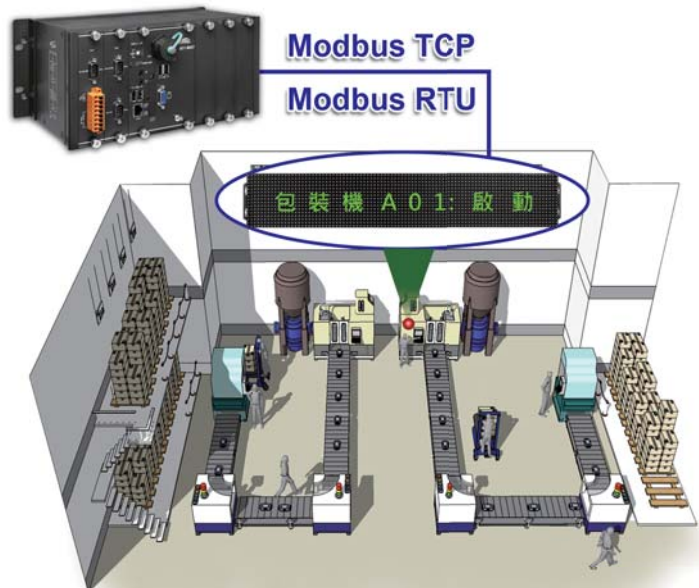
Message Priority

Messages with instant priority have a higher priority than other messages. Once a message with instant priority is enabled, the common message currently being displayed will be suspended until the instant message is disabled. This feature allows the most important information to be displayed in an emergency situation.

Applications

PLC HMI

Each model in the iKAN series provides storage space for up to 128 messages with priority configuration, and 168 variables to allow data written from a PLC to be displayed in a formatted message in real-time. Furthermore, Modbus commands can be sent from the PLC to display a message or hide it, or to transfer ASCII string to be displayed on the iKAN.



Indoor Air Quality Display

The iKAN device can be used to display indoor air quality indexes from ICP DAS DL sensor modules, including details of the CO, CO₂, and PM_{2.5} levels, the temperature, and the humidity, without requiring any programming skills or knowledge.

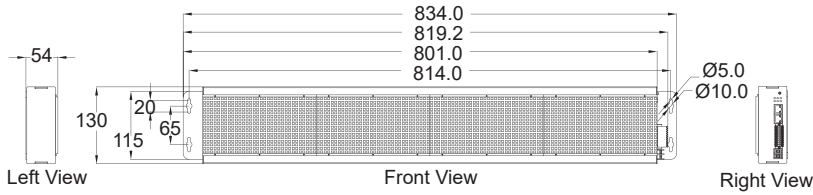


Specifications

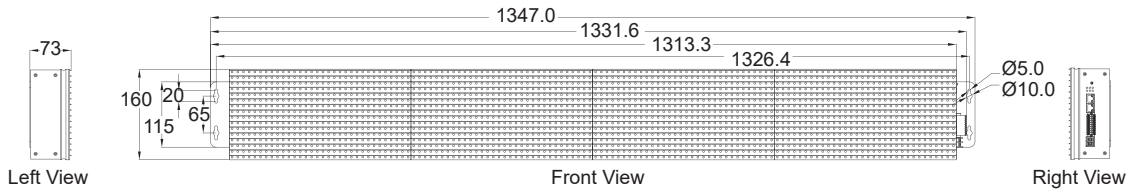
Model	iKAN-116	iKAN-116S	iKAN-124	iKAN-124S	iKAN-208	iKAN-216	iKAN-224	
Display								
Text Color	Red, Blue, Yellow, Green, Light Blue, Purple or White							
Character Sets	16 x 16 Unicode or 8 x 16 ASCII							
Display Size	Line	1	1	1	1	2	2	2
	ASCII Characters	16	16	24	24	16	32	48
	Unicode Characters	8	8	12	12	8	16	24
Message Pool	128 common messages with user-defined priority levels, Up to 20 Unicode characters or 50 ASCII characters each							
Data Pool	40 Coil values, 64 Float values, and 64 Integer values							
RTC (Real-time Clock)	Date and time, 24 hour format including second, minute, hour, date, day of the week, month, year							
Ethernet								
Port	2 x RJ-45, 10/100 Base-TX							
Protocol	Modbus TCP Master/Slave, Max. 8/8 connections							
Configuration	Web-based User Interface							
COM Port								
Port	2 x RS-485							
Protocol	Modbus RTU Master/Slave							
Baudrate (bps)	1200, 2400, 4800, 9600, 19200, 38400, 57600, 115200							
Data Format	N81, E81, O81							
Power								
Input Range	100 ~ 240 VAC							
Consumption	0.3 A @ AC 120 V		0.35 A @ AC 120 V		0.3 A @ AC 120 V	0.4 A @ AC 120 V	0.5 A @ AC 120 V	
Mechanical								
Dimensions (mm) (W x H x D)	1346 x 160 x 49	835 x 115 x 37.5	1986 x 160 x 49	1218 x 115 x 37.5	707 x 320 x 50	1346 x 320 x 49	1986 x 320 x 49	
Weight	4 Kg	2 Kg	4.6 Kg	2.5 Kg	4 Kg	8 Kg	12 Kg	
Installation	Wall mounting							
Housing Material	Aluminum							
Environment								
Operating Temperature	0 ~ +60°C							
Storage Temperature	-10 ~ +75°C							
Humidity	10 ~ 90% RH, Non-condensing							

■ Dimensions (Units: mm)

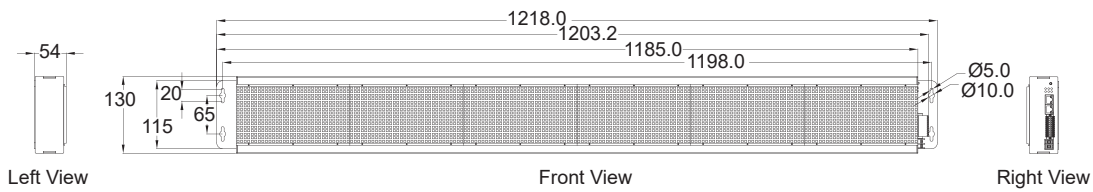
iKAN-116S



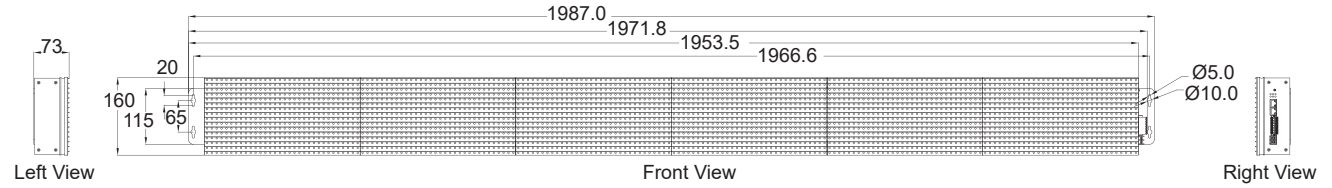
iKAN-116



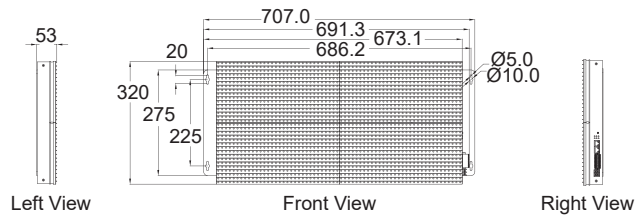
iKAN-124S



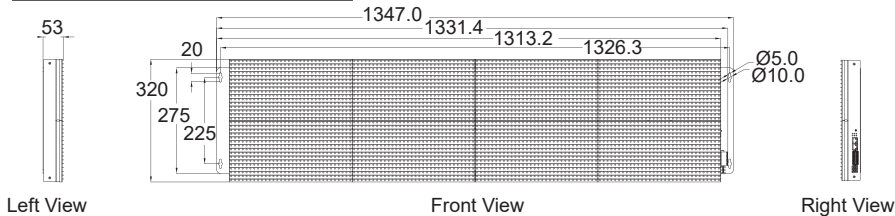
iKAN-124



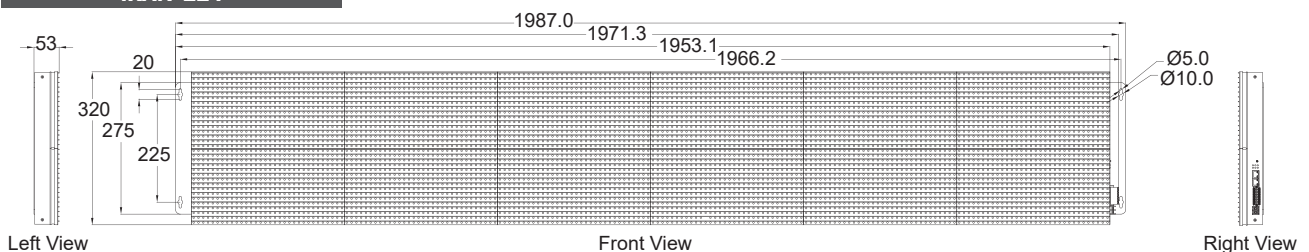
iKAN-208



iKAN-216



iKAN-224



■ Ordering Information

iKAN-116 CR	Single-row, 8/16-Character Industrial LED Display with Modbus/TCP protocol (RoHS)
iKAN-116S CR	Small-sized, Single-row, 8/16-Character Industrial LED Display with Modbus/TCP protocol (RoHS)
iKAN-124 CR	Single-row, 12/24-Character Industrial LED Display with Modbus/TCP protocol (RoHS)
iKAN-124S CR	Small-sized, Single-row, 12/24-Character Industrial LED Display with Modbus/TCP protocol (RoHS)
iKAN-208 CR	Double-row, 8/16-Character Industrial LED Display with Modbus/TCP protocol (RoHS)
iKAN-216 CR	Double-row, 16/32-Character Industrial LED Display with Modbus/TCP protocol (RoHS)
iKAN-224 CR	Double-row, 24/48-Character Industrial LED Display with Modbus/TCP protocol (RoHS)