



MN-AD8-DIN

Distributed Motionnet 8-ch Analog Input Module

Features

- 8 +/- 10 V analog input
- RJ-45 communication port
- 2 way isolation on power, communication
- 16-bit high resolution, 0.3mV min
- High precision and low shift reference 5V inside
- Hardware offset, gain calibration to EEPROM storage
- Rapid A/D transference. Sampling rate = 250 ksps



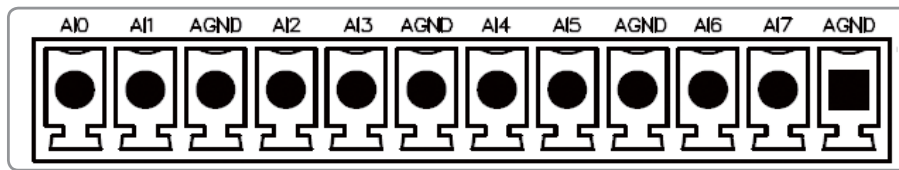
Introduction

MN-AD8-DIN is a Motionnet 8-channel analog input I/O module. The max device capacity can be loaded 64 I/O modules on each Motionnet communication port. Thus, each port can be expended into 512 analog input points at once. The communication latency between two devices is 15.1µsec so that the max communication latency with 64 I/O modules on one communication port is 0.97 ms. The I/O connection status update is automated and real-time by hardware without occupied CPU time. The 16 bit high precision resolution analog input is provided +/- 10V range, 5V reference voltage with low shift, and hardware calibration in offset and gain for easy usage to customers.

Specifications

Model	MN-AD8-DIN
LED Indicators	
Status	Communication state (Link, Error) Internal 3.3 V Power Termination Resistor Switch
Analog Input	
Channels	8
Range	+/- 10 V
Resolution	16-bit
Sampling Rate	250 k sps
Calibration	Offset: provided by hardware Gain: provided by hardware
Motionnet	
Transfer Speed	Selectable 2.5, 5, 10 or 20 Mbps by DIP Switch
Cyclic Time	15.1 µs per device (20 Mbps)
Power	
Input Range	24VDC +/-5% (1000 V isolated)
Consumption	3 W Max.
Mechanical	
Casing	Plastic
Dimensions (mm)	75mm x 90mm x 57 mm (W x L x H)
Installation	DIN-Rail Mounting
Environment	
Operating Temperature	0 ~ +60 °C
Storage Temperature	-20 ~ +80°C
Humidity	10 ~ 90% RH, Non-condensing

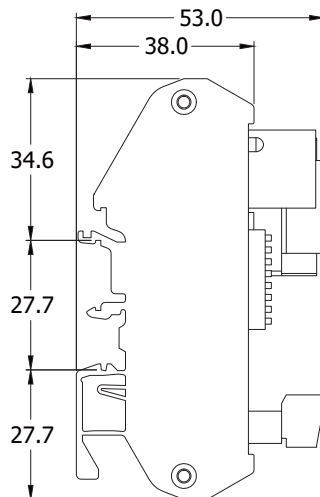
Pin Assignments



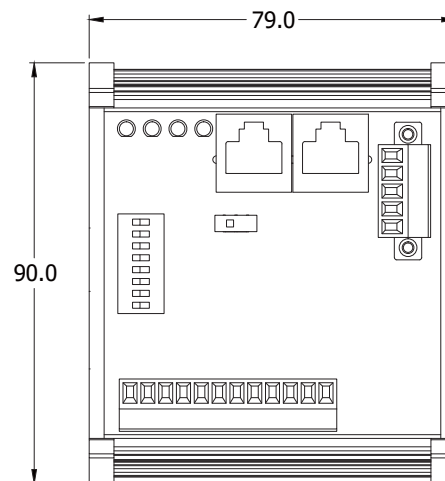
NO.	Name	Specifications	Signal Direction
CN2 Pin Assignments			
12	AI0	Analog input channels 0	Input
11	AI1	Analog input channels 1	Input
10	AGND	Analog Ground	Input
9	AI2	Analog input channels 2	Input
8	AI3	Analog input channels 3	Input
7	AGND	Analog Ground	Input

NO.	Name	Specifications	Signal Direction
CN2 Pin Assignments			
6	AI4	Analog input channels 4	Input
5	AI5	Analog input channels 5	Input
4	AGND	Analog Ground	Input
3	AI6	Analog input channels 6	Input
2	AI7	Analog input channels 7	Input
1	AGND	Analog Ground	Input

Dimensions: (Units: mm)



Left Side View



Front View

Ordering Information

MN-AD8-DIN CR	Distributed Motionnet 8-ch Analog Input Module (RoHS)
----------------------	---

Related Products

PISO-MN200(T/EC) CR	PCI Bus, Dual-line Motionnet Master Card (RoHS)
MN-SERVO-xxx(-EC) Series CR	Distributed Motionnet Single-axis Motion Control Modules (MJ3 / PA4 / YSV / DAA) (RoHS)
MN-2091U(-T) CR	Distributed Motionnet Single-axis Universal Motion Control Module (RoHS)
MN-MP4U-DIN CR	Distributed Motionnet Four-axis Universal Motion Control Module (RoHS)
MN-3254(T) CR / MN-D622-DIN CR	Distributed Motionnet 16-ch Isolated DI 16-ch Isolated DO Module (RoHS)
MN-3253(T) CR / MN-D640-DIN CR	Distributed Motionnet 32-ch Isolated DI Module (RoHS)
MN-3257(T) CR / MN-D604-DIN CR	Distributed Motionnet 32-ch Isolated DO Module (RoHS)
MN-DA2-DIN CR	Distributed Motionnet 2-ch Analog Output Module (RoHS)
MN-HUB4(EC) CR	Distributed Motionnet 4 Port Hub Module (RoHS)