

### ■ 特色

- 32 個數位通道
- 端子板斷線檢測
- 冗餘設計



## DN-DIO-M

Universal termination board for digital I/O

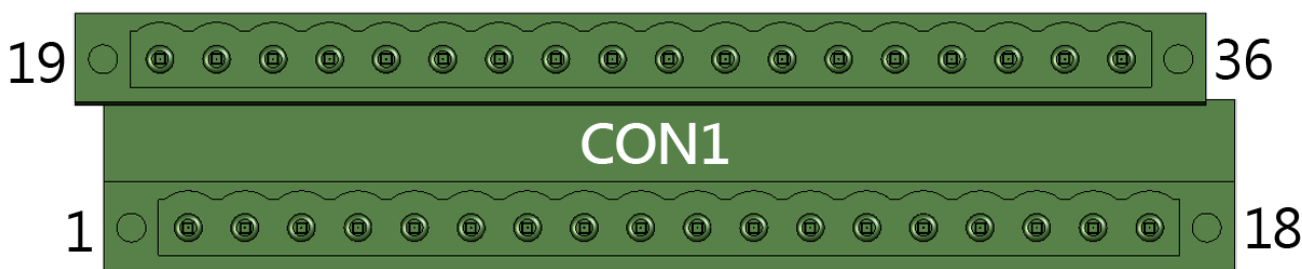
### ■ 介紹

DN-DIO-M 是針對數位 I/O 模組設計的通用端子板。DN-DIO-M 體積相較於其他端子板較為小型，特別適合在空間狹小的機櫃中使用。

### ■ 規格

數位輸入		數位輸出	
種類	Wet contact (Current sinking / sourcing)	種類	Current sinking, Open-collector
通道數	32	通道數	32
<b>一般</b>			
尺寸	112 x 117 x 29mm (寬 x 長 x 高)		
安裝	35 mm DIN Rail, Wall		
操作溫度	-25 ~ 75 °C		
濕度	相對濕度 5 ~ 95 % · 無結露		

### ■ 接腳配置



19	20	21	22	23	24	25	26	27	28	29	30	31	32	33	34	35	36
DI16	DI17	DI18	DI19	DI20	DI21	DI22	DI23	DI24	DI25	DI26	DI27	DI28	DI29	DI30	DI31	N/A	COM
DO16	DO17	DO18	DO19	DO20	DO21	DO22	DO23	DO24	DO25	DO26	DO27	DO28	DO29	DO30	DO31	GND	PWR
1	2	3	4	5	6	7	8	9	10	11	12	13	14	15	16	17	18
DI0	DI1	DI2	DI3	DI4	DI5	DI6	DI7	DI8	DI9	DI10	DI11	DI12	DI13	DI14	DI15	N/A	COM
DO0	DO1	DO2	DO3	DO4	DO5	DO6	DO7	DO8	DO9	DO10	DO11	DO12	DO13	DO14	DO15	GND	PWR

■ 接線圖

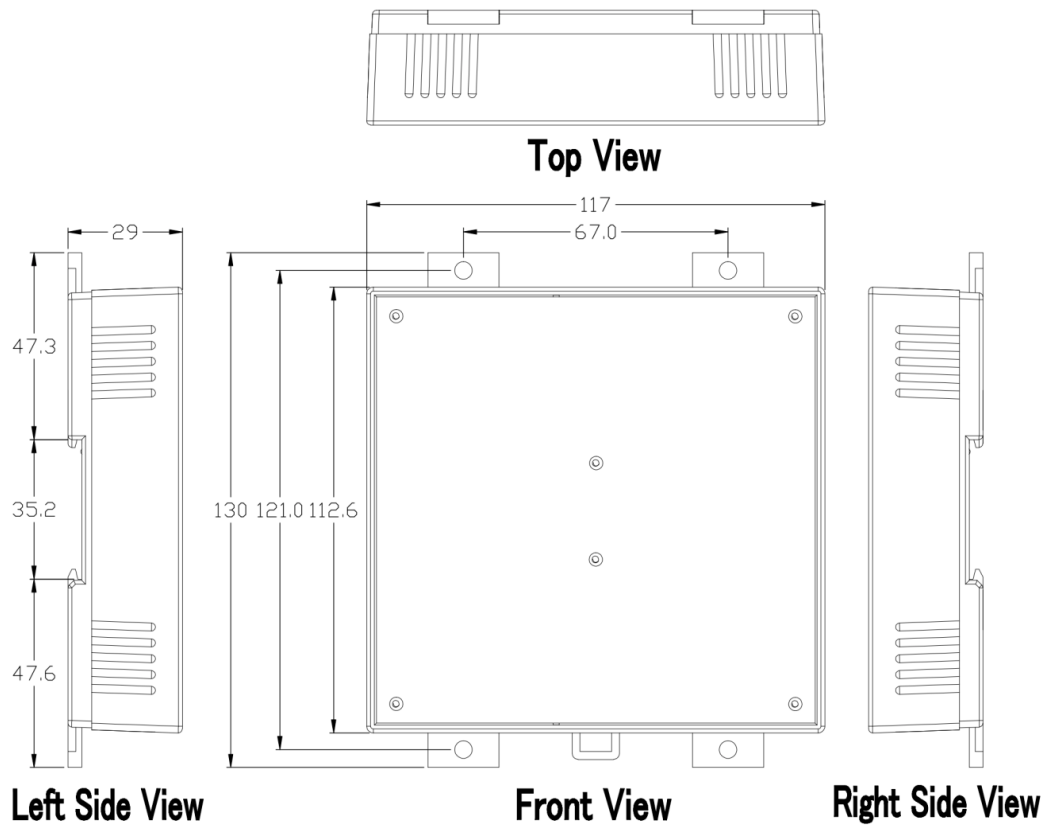
數位輸入

Input Type	ON State LED ON Readback as 0	OFF State LED OFF Readback as 1
Relay Contact	Relay ON 	Relay Off 
	TTL/CMOS Logic	
TTL/CMOS Logic	Voltage > 3.5V 	Voltage < 1V 
	NPN Output	Open Collector On 
PNP Output		Open Collector On 

數位輸出

Output Type	ON State LED ON Readback as 1	OFF State LED OFF Readback as 0
Drive Relay	Relay ON 	Relay Off 
	Resistance Load	

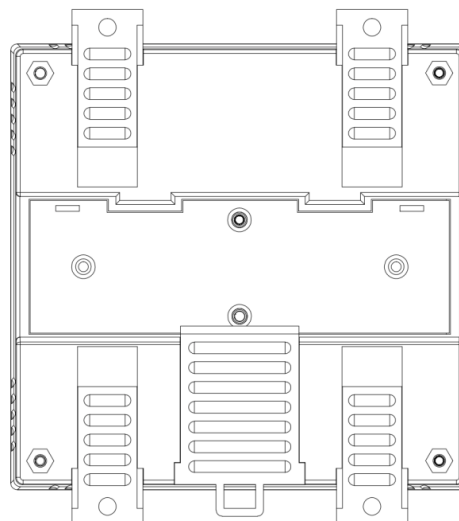
■ 尺寸 (單位:毫米)



Unit: mm



Bottom View



Rear View

■ 訂購資訊

DN-DIO-M CR	Universal termination board for digital I/O (RoHS)
-------------	--