



I-87017DW-G

8-channel Differential/16-channel Single-Ended Analog Input Module with High Voltage Protection

Introduction

The I-87017DW is a 8-channel differential/16-channel single-ended analog input module. The analog input range is software selectable and supports ± 10 V, ± 5 V, ± 1 V, ± 500 mV, ± 150 mV, $0 \sim +20$ mA, $+4 \sim +20$ mA, and ± 20 mA. And all channels support 240 Vrms overvoltage protection in differential mode. Differential mode and single-ended mode is selected via jumper selectable jumpers.

Applications

- Building Automation
- Factory Automation
- Machine Automation
- Remote Maintenance
- Remote Diagnosis
- Testing Equipment

System Specifications

Communication	
Interface	RS-485
Format	N, 8, 1
Baud Rate	1200 to 115200 bps
Protocol	DCON
Dual Watchdog	Yes, Module (1.6 Seconds), Communication (Programmable)
LED Indicators/Display	
System LED Indicators	Yes, 1 as Power/Communication Indicator
I/O LED Indicators	16 as High/Low Alarm Signals
Isolation	
Intra-module Isolation, Field-to-Logic	3000 VDC
EMS Protection	
ESD (IEC 61000-4-2)	± 4 kV Contact for each Terminal
	± 8 kV Air for Random Point
Power	
Power Consumption	1.3 W Max.
Mechanical	
Dimensions (W × L × H)	30 mm × 114 mm × 85 mm
Environment	
Operating Temperature	-25 to +75°C
Storage Temperature	-40 to +85°C
Humidity	10 to 95% RH, Non-condensing

Features

- 8-channel Differential/16-channel Single-ended Analog Input
- D-Sub 37-Pin Connector
- 4 kV ESD Protection
- Dual Watchdog
- 3000 VDC Intra-module Isolation, Field-to-Logic



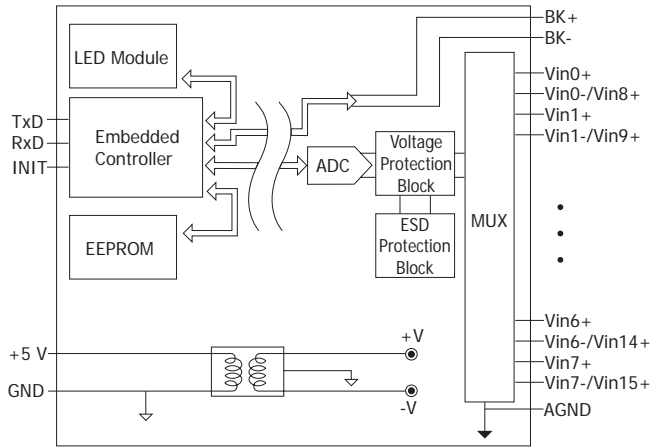
I-8017DW, I-8040W, I-8040PW, I-8041W, I-8041AW, I-8041PW, I-8042W, I-87017DW, I-87024DW, I-87028CDW, I-87040W, I-87040PW, I-87041W, I-87041PW and I-87042W with DN-37-381-A & DB37 Male to Female Cable (Optional)

I/O Specifications

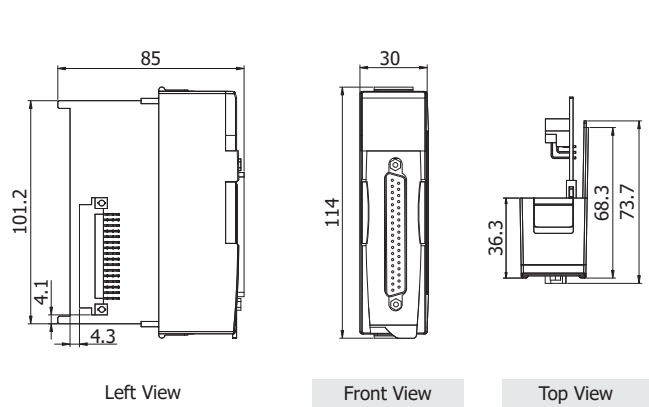
Analog Input		
Channels	8 Differential or 16 Single-ended, (See Note 1), Jumper Selectable	
Range	± 10 VDC, ± 5 VDC, ± 1 VDC, ± 500 mV, ± 150 mV, $0 \sim +20$ mA, $+4 \sim +20$ mA, -20 mA $\sim +20$ mA (Requires Optional External 125 Ω Resistor)	
Resolution	Normal Mode	16-bit
	Fast Mode	12-bit
Accuracy	Normal Mode	$\pm 0.1\%$ of FSR
	Fast Mode	$\pm 0.5\%$ of FSR
Sampling Rate	Normal Mode	16-bit, 10 Hz (Total)
	Fast Mode	12-bit, 50 Hz (Total)
-3dB Bandwidth	15.7 Hz	
Zero Drift	± 20 μ V/°C	
Span Drift	± 25 ppm/°C	
Common Mode Rejection	86 dB	
Normal Mode Rejection	100 dB	
Input Impedance	Differential	2 M Ω
	Single-ended	1 M Ω
Individual Channel Configurable	Yes	
Open Daughter Board Detection	Yes	
Overvoltage Protection	Differential	240 Vrms
	Single-ended	150 Vrms

Note 1: Differential mode can be used for voltage input and current input. Single-Ended mode can be used for voltage input only.

Internal I/O Structure



Dimensions (Units: mm)



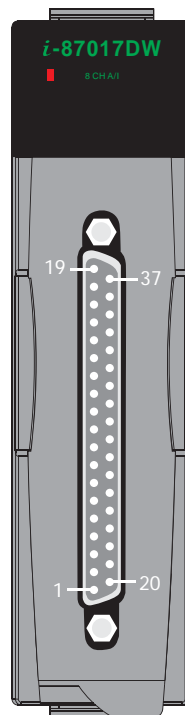
Wire Connections

Input Type	Differential	Single-ended
JP4 Jumper		
Voltage Input Wiring		
Current Input Wiring		

Note: When connecting to a current source, an optional external 125Ω resistor is required.

Daughter Board Detection	
Connect	Open

Pin Assignments



Pin Assignment	Terminal	No.	Pin Assignment
AGND	19	37	BK+
AGND	18	36	N/A
V7-/V15+	17	35	N/A
V7+	16	34	N/A
V6-/V14+	15	33	N/A
V6+	14	32	N/A
V5-/V13+	13	31	N/A
V5+	12	30	N/A
V4-/V12+	11	29	N/A
V4+	10	28	N/A
V3-/V11+	09	27	N/A
V3+	08	26	N/A
V2-/V10+	07	25	N/A
V2+	06	24	N/A
V1-/V9+	05	23	N/A
V1+	04	22	N/A
V0-/V8+	03	21	N/A
V0+	02	20	N/A
BK-	01		

37-pin Male D-Sub Connector

Ordering Information

I-87017DW-G CR	8/16-ch AI Module with High Overvoltage Protection (Gray Cover) (RoHS) Includes CA-4002F (DB37 connector Female with plastic cover)
-----------------------	--

Accessories

	2AB125R	125 Ω, 0.1% DIP Resistor used for Current Type Input Modules
	DN-37-A CR	Female DB37 to Screw Terminal Board (Pitch= 5.08 mm) with DIN-rail Mounting (RoHS) Include: CA-3710A (DB37 Male to Female Cable, 90°, 1 M)
	DN-37-381-A CR	Female DB37 to Screw Terminal Board (Pitch=3.81 mm) with DIN-rail Mounting (RoHS) Include: CA-3710A (DB37 Male to Female Cable, 90°, 1 M)
	CA-3705A CR CA-3710A CR CA-3715A CR	DB37 Male to Female Cable, 90°, 0.5 M/1 M/1.5 M (RoHS)
	CA-3710AM CR CA-3720AM CR CA-3730AM CR CA-3750AM CR CA-37100AM CR	DB37 Male to Female, with Molded Cable, 45°, 1 M/2 M/3 M/5 M/10 M (RoHS)