



I-8056W

16-channel Non-isolated
Open Collector Output Module

Features

- 16-channel Non-isolated Open Collector Output
- Sink-type Digital Output
- Each digital channel has its own status LED
- 4 kV ESD Protection
- Wide Operating Temperature Range: -25 ~ +75 °C



Introduction

The I-8056W module offers 16 Non-isolated Digital Output channels. The I-8056W supports sink-type Digital Output. The I-8056W includes 16 LED indicators that can be used to monitor the status of the Digital Output channels. 4 kV ESD protection is provided for the Digital Output channels as standard.

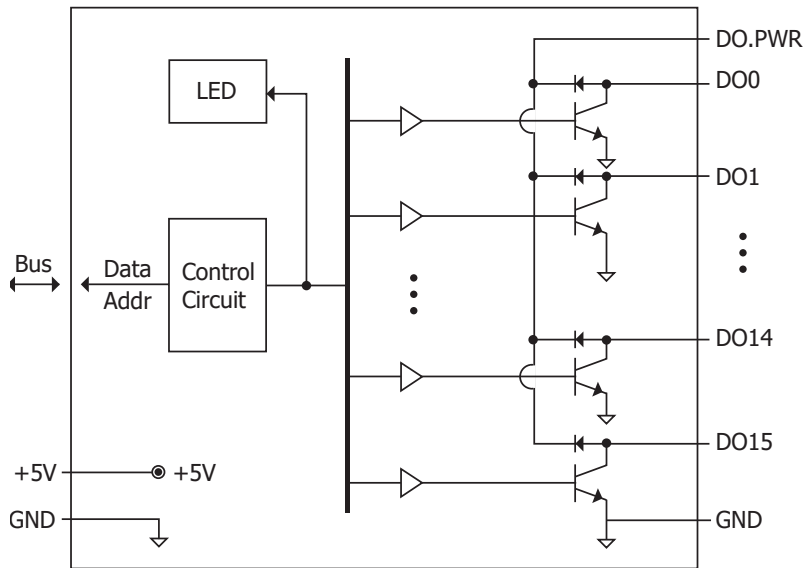
System Specifications

LED Display	
System LED Indicator	1 LED as Power Indicator
I/O LED Indicator	16 LEDs as I/O Status Indicator
Isolation	
Intra-module Isolation, Field-to-Logic	-
EMS Protection	
ESD (IEC 61000-4-2)	±4 kV Contact for each Terminal
Power	
Consumption	0.9 W Max
Mechanical	
Dimensions (W x L x H)	30 mm x 102 mm x 115 mm
Environment	
Operating Temperature	-25 ~ +75 °C
Storage Temperature	-30 ~ +85 °C
Humidity	5 ~ 95 % RH, Non-condensing

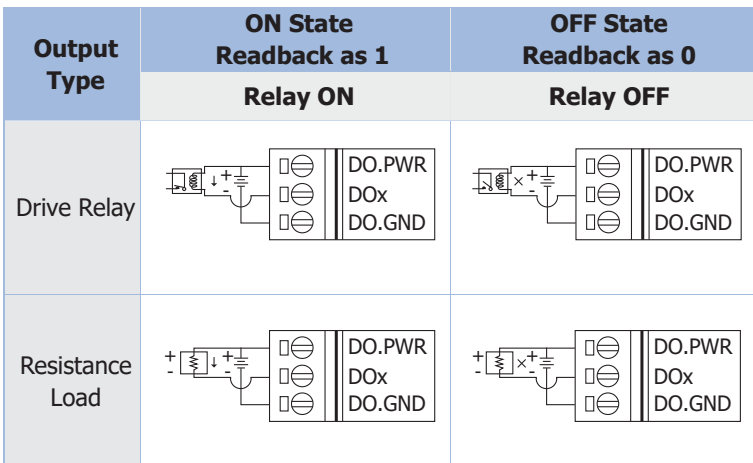
I/O Specifications

Digital Output	
Channels	16
Type	Non-isolated Open Collector
Sink/Source (NPN/PNP)	Sink
Load Voltage	+5 ~ +30 VDC
Load Current	100 mA/Channel

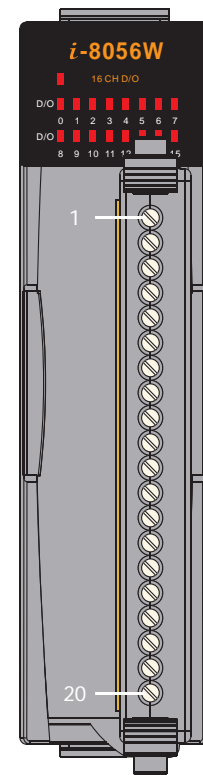
Internal I/O Structure



Wire Connections

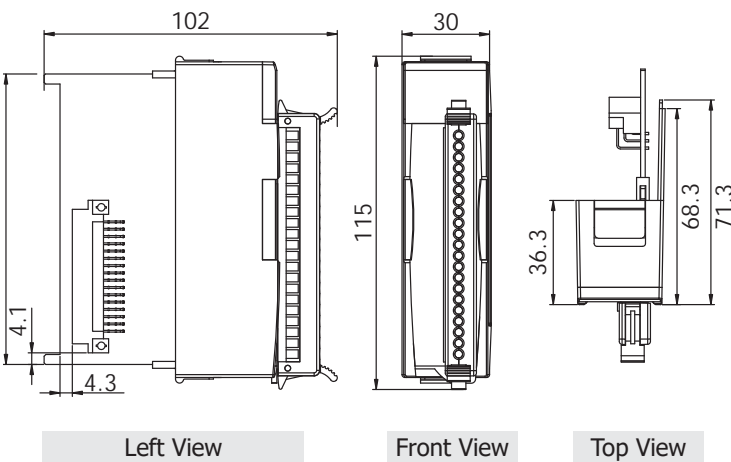


Pin Assignments



Terminal No.	Pin Assignment
01	DO0
02	DO1
03	DO2
04	DO3
05	DO4
06	DO5
07	DO6
08	DO7
09	DO8
10	DO9
11	DO10
12	DO11
13	DO12
14	DO13
15	DO14
16	DO15
17	DO.GND
18	DO.GND
19	DO.PWR
20	DO.PWR

Dimensions (Units: mm)



Ordering Information

I-8056W-G CR 16-channel Non-isolated Open Collector Output Module (RoHS)