



Features ▶▶▶

- IEEE 802.3ab 1000BASE-T Gigabit Ethernet
- L2+ features provide better manageability, security, QoS, and performance
- IPv6 and s-Flow supports
- Supports IGMPv3 snooping and IGMP Proxy
- IEEE 802.3z Gigabit Ethernet
- Dual speed SFPs for FE or GbE fiber uplink
- 802.3az Energy Efficient Ethernet standard
- Port Mirroring helps supervisor monitoring network

Introduction

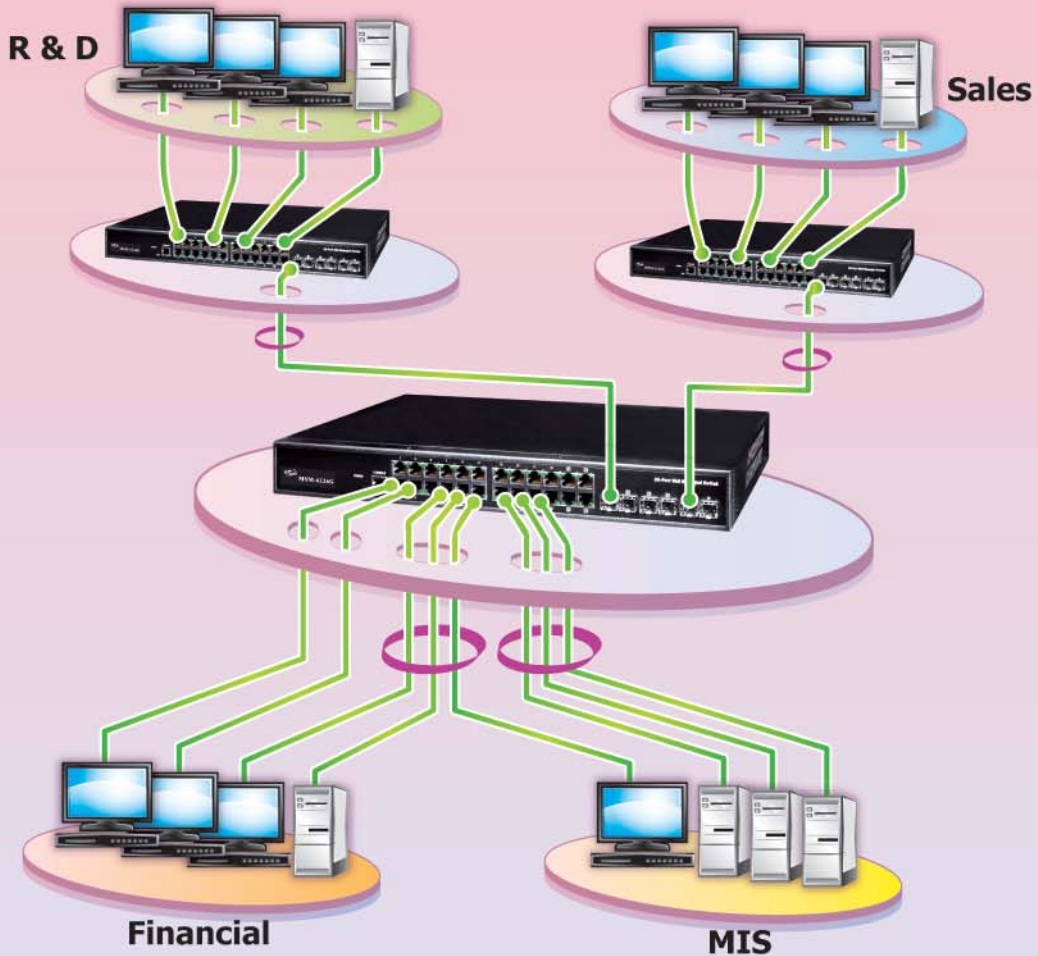
MSM-6226G is a L2 Managed Switch that meets all IEEE 802.3ab/u/x/z Gigabit, Gigabit Ethernet and Ethernet specifications. It provides 20 gigabit Ethernet ports (10/100/1000 Mbps TP) , 4 combo TP/SFP ports and 2 SFP ports.

The switch can be managed through RS-232 serial port via direct connection, or through Ethernet port using Telnet or Web-Based management unit, associated with SNMP agent. With the SNMP agent, the network administrator can logon the switch to monitor, configure and control each port activity in a friendly way. The overall network management is enhanced and the network efficiency is also improved to accommodate high bandwidth applications. In addition, the switch features comprehensive and useful function such as DHCP Option 82, QoS (Quality of Service), Spanning Tree, VLAN, Port Trunking, Bandwidth Control, Port Security, SNMP/RMON and IGMPv3 Snooping capability via the intelligent software. It is suitable for both Metro-LAN and office application.

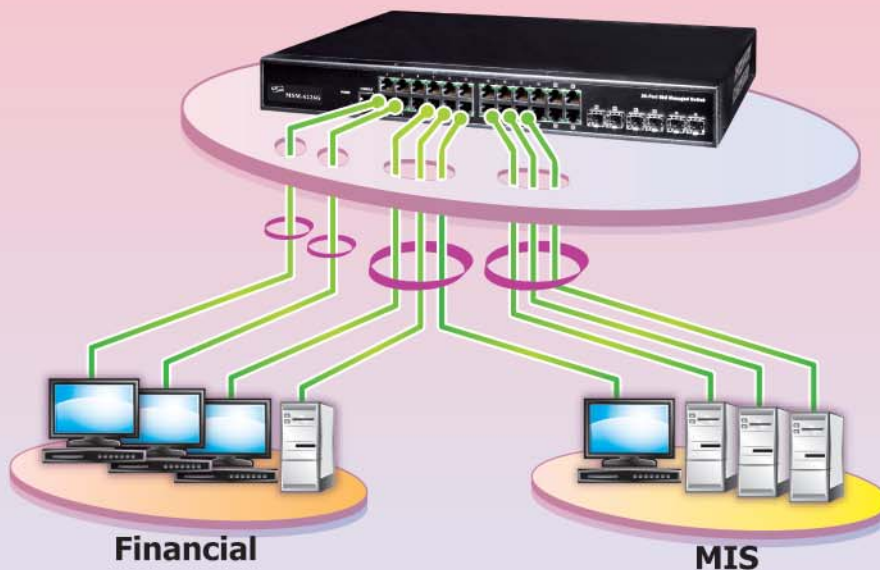
The switch also supports the power saving to reduce the power consumption with Power Management technique. It could efficiently saving the switch power by auto detect the client idle and cable length.

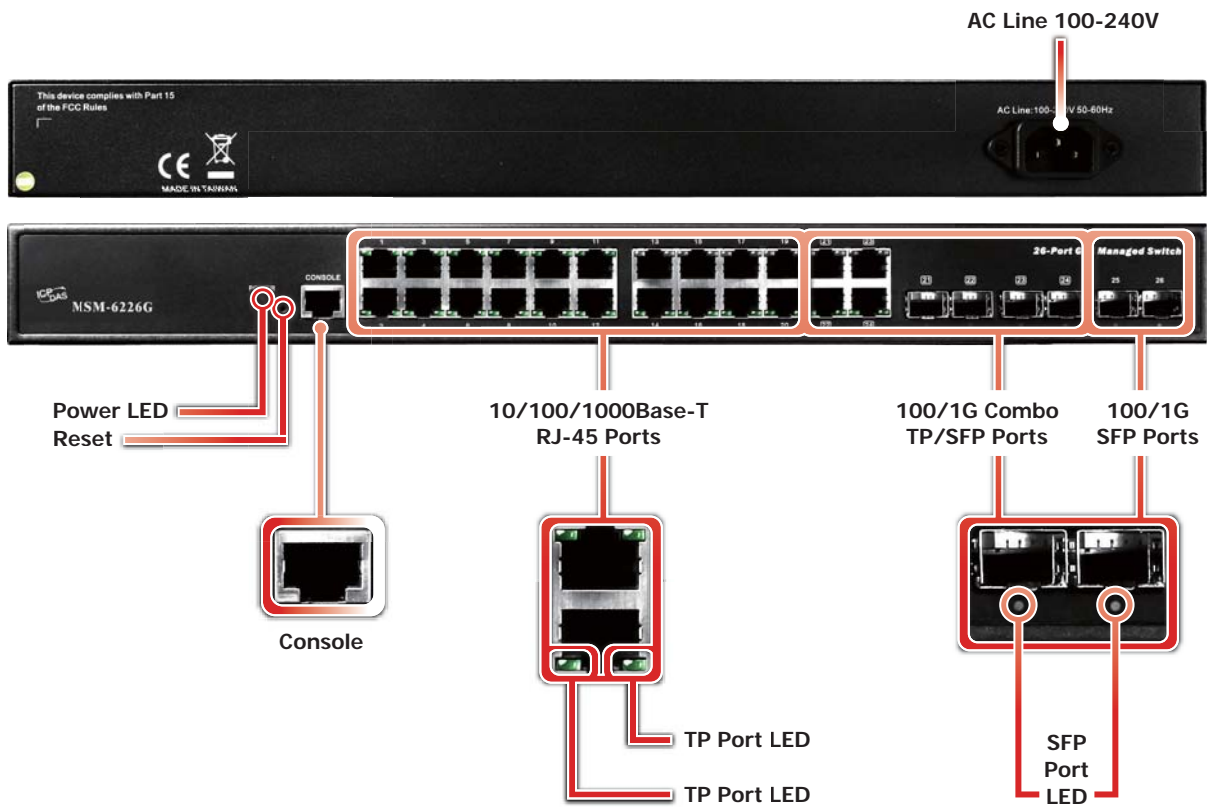
Technology	
Standards	Port Mirroring helps supervisor monitoring network
	IEEE 802.1Q tag-based VLAN for performance
	IEEE 802.1X Access Control improve network security
	IEEE 802.1D Compatible, IEEE802.1w Rapid Spanning Tree & IEEE802.1s Multiple Spanning Tree
	IEEE 802.3ab 1000BASE-T Gigabit Ethernet (twisted-pair copper)
	IEEE 802.3z Gigabit Ethernet (fiber) ANSI/IEEE 802.3
	Unknown Unicast/Broadcast/Multicast storm control
	IP-MAC-Port binding for LAN security
	QCL Based on Application traffic for QoS and rate limitation management
	Supports IGMPv3 snooping and IGMP Proxy
	Supports DHCP snooping (DHCP option 82)
	ACL Based on Ethernet Type/ARP/IPv4 for packets permit or deny, rate limitation and port copy
	Supports "power saving" for Green Ethernet requirement
	Supports LLDP (Link Layer Discovery Protocol) provides a standards-based method for enabling switches to advertise themselves.
MAC Addresses	8 K
Processing Type	Store & forward
Memory Bandwidth	52 Gbps
Frame Buffer Memory	4 Mbits
Protocol	VLAN, QoS, Port Trunk, SMTP, TELNET, SNMP, IGMP, IEEE802.1X, LLDP
Interface	
RJ-45 Ports	20-port 10/100/1000 Base-TX auto negotiation speed, F/H duplex mode, and auto MDI/MDI-X connection
UTP/SFP Combo	4-port combo 100/1000 BAST-T/SFP slots
SFP	2-port 100/1000 Mbps SFP Fiber Module slots
LED Indicators	POWER, TP Port LED, SFP Port LED
Ethernet Isolation	2 K V _{DC} Isolation
Serial Port	RS-232 (TxD, RxD and GND); Non-isolated
Frame Ground for EMS Protection	EMS Requirements: IEC-61000-4-2, IEC-61000-4-3, IEC-61000-4-4, IEC-61000-4-5, IEC-61000-4-6, IEC-61000-4-8, IEC-61000-4-11
Power	
Input Voltage Range	+100 V _{AC} ~ +240 V _{AC}
Power Consumption	16 W
Frame Ground for EMS Protection	Yes
Mechanical	
Casing	Metal
Environmental Rating	IP20
Dimensions (W x L x H)	482 mm x 44 mm x 179 mm
Installation	Wall mounting, 19" rackmountable, brackets included
Environmental	
Operating Temperature	0 °C ~ +50 °C
Storage Temperature	-20 °C ~ +70 °C
Ambient Relative Humidity	10% ~ 90% RH, non-condensing

Office Network Connection

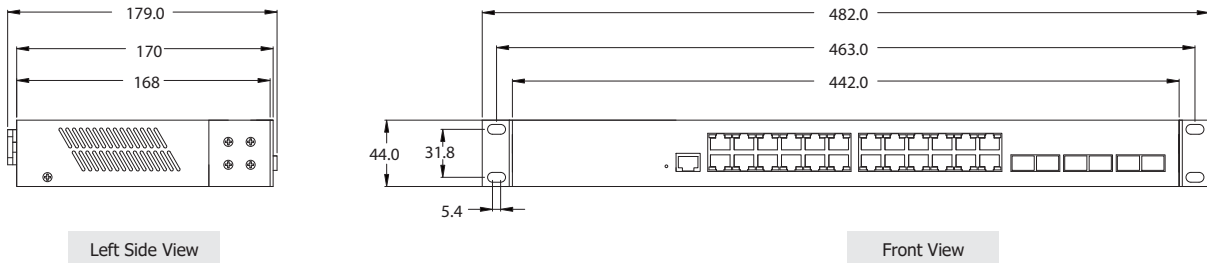


Peer-to-peer Network Connection





Dimensions (Units: mm)



Ordering Information

MSM-6226G CR	20-port 10/100/1000Base-T + 4 TP/(100/1G) SFP Combo + 2 (100/1G) SFP L2 Plus Managed Switch (RoHS) Includes Console Cable and Power Cord
--------------	---

Accessories

SFP-100M13M-FX	100Base-FX, Multi-mode 1310 nm, 2 km SFP module	
SFP-1G85M-SX	1000Base-SX, Multi-mode 850 nm, 0.5 km SFP module	
SFP-1G13M-SX2	1000Base-SX2, Multi-mode 1310 nm, 2 km SFP module	
SFP-1G13S-LX	1000Base-LX, Single-mode 1310 nm, 10 km SFP module	
SFP-1G13S-LX20	1000Base-LX20, Single-mode 1310 nm, 20 km SFP module	