

EtherCAT



## ECAT-2092T

Two-Channel Incremental Encoder Counter with Latch and Compare Function

### Features

- EtherCAT SubDevice
- Two channels, 32-bit incremental encoder counters
- Encoder counting mode: CW/CCW , Pulse/Direction, A/ B Phase
- Maximum counting rate: 4 MHz
- Encoder Input: A, B, C differential or single-ended signals
- Two digital input for counter latching
- Two digital output for position compare signal trigger: single, auto-increment and array compare
- Up to 200 compare values per encoder channel are supported for the array compare mode
- Encoder digital input filter
- Input level: 5V, 12V/24V with internal resistor
- Polarity setting by software for active high or active low encoder input
- A/B/C signal isolation voltage: 2500V optical isolation



### Introduction

The EtherCAT SubDevice ECAT-2092T is an incremental encoder counter which provides two independent high-speed counter channels. It reads the pulse train generated by an incremental encoder and can be used in positioning feedback applications. Each channel has two counter (A, B) and one index inputs (C). The inputs can either be single-ended or differential signals. Three counting modes are supported: clockwise/counterclockwise, pulse/direction and quadrant counting mode. Each 32-bit counter and the trigger level (falling/rising edge) can be configured and set by software.


In addition to the encoder inputs A, B and C, a latch input I for each encoder channel allows the latching and clearing of each encoder counter. Encoder position are latched at rising and falling input signal and are recorded in two separate register.

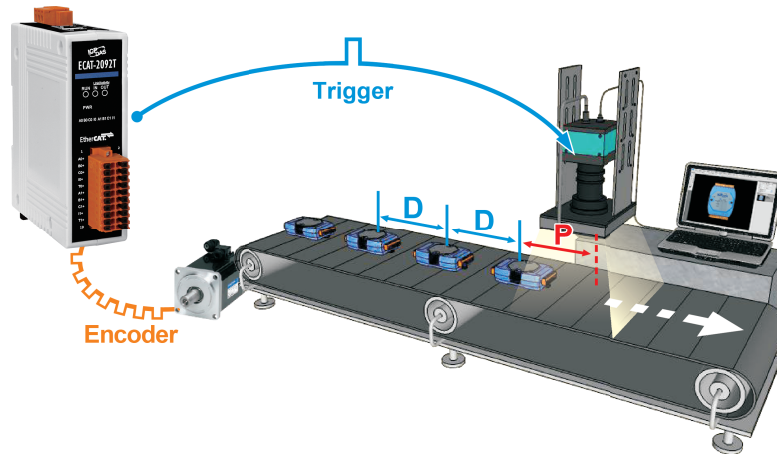
The ECAT-2092T supports position compare: Each encoder channel is equipped with one 32-bit compare register which compares the counter position with the compare position and generates an output signal when the counter reaches or passes the compare position. The compare function supports single, auto incremental and array position compare. The pulse width of the compare output can be set.

Each channel has got an adjustable input signal filter for filtering out electrical noises.

### Applications

- Position measurement
- Image capture
- Automated optical inspection
- Line-scan vision inspection
- Data acquisition

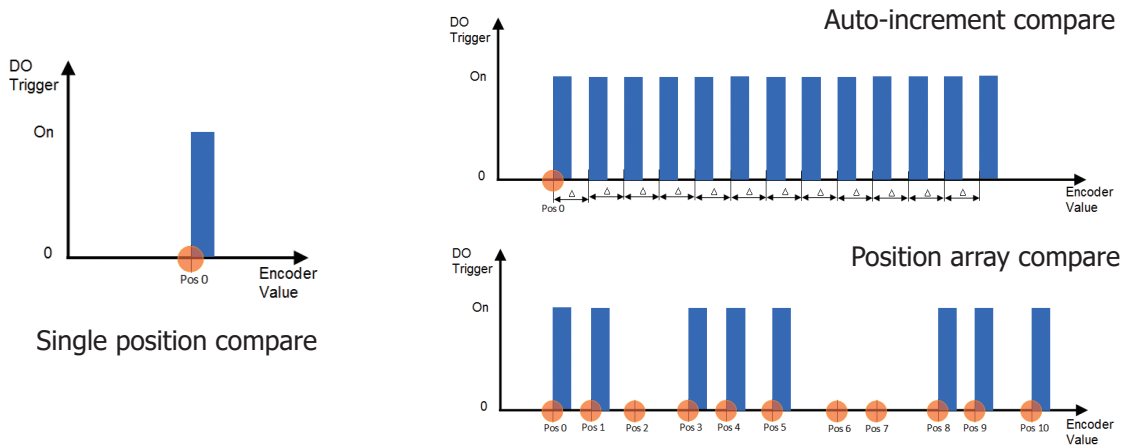




## Hardware Specifications

Model		ECAT-2092T
<b>Encoder Input</b>		
No. of Axes	2x encoder counter (A, B, C), differential or single-ended	
Resolution	32 Bit	
Mode	A/B Phase, CW/CCW, Pulse/Dir	
Max. Input Pulse Frequency	4 MHz	
Programmable Digital Filter	1 ~ 250 $\mu$ s	
Input Level	5V (default)	Logic high: 4 V ~ 5 V, Logic low: 0 V ~ 2 V
	12V (set by jumper)	Logic high: 5 V ~ 12 V, Logic low: 0 V ~ 2 V
	24V (set by jumper)	Logic high: 5 V ~ 24 V, Logic low: 0 V ~ 2 V
Photo-isolation	2500 Vdc	
<b>External Latch Input</b>		
Channels	2	
Input Level	5V (default)	Logic high: 4 V ~ 5 V, Logic low: 0 V ~ 2 V
	12V (set by jumper)	Logic high: 5 V ~ 12 V, Logic low: 0 V ~ 2 V
	24V (set by jumper)	Logic high: 5 V ~ 24 V, Logic low: 0 V ~ 2 V
<b>Compare Trigger Output</b>		
Type	Open Collector	
Sink/Source (NPN/PNP)	Sink (NPN)	
Channels	2	
Trigger Pulse Width	2 ~ 32,767 $\mu$ s	
Load Voltage	5 ~ 48 V	
Max. Load Current	100 mA	
Mode	Single position compare, Auto-increment compare, Position array compare	
<b>LED Indicators</b>		
Diagnostic LED	Power, EtherCAT status, signal status of each encoder input	
<b>Communication Interface</b>		
Connector	2 x RJ-45	
Protocol	EtherCAT	
Distance Between Stations	Max. 100 m (100BASE-TX)	
Data Transfer Medium	Ethernet/EtherCAT cable (Min. CAT5), shielded	
<b>Power</b>		
Input Voltage Range	20 V <sub>DC</sub> ~ 30 V <sub>DC</sub>	
Power Consumption	Maximum 4.5W	
<b>EMS Protection</b>		
ESD (IEC 61000-4-2)	4 KV Contact for each channel	
EFT (IEC 61000-4-4)	Signal: 1 KV Class A; Power: 1 KV Class A	
Surge (IEC 61000-4-5)	1 KV Class A	

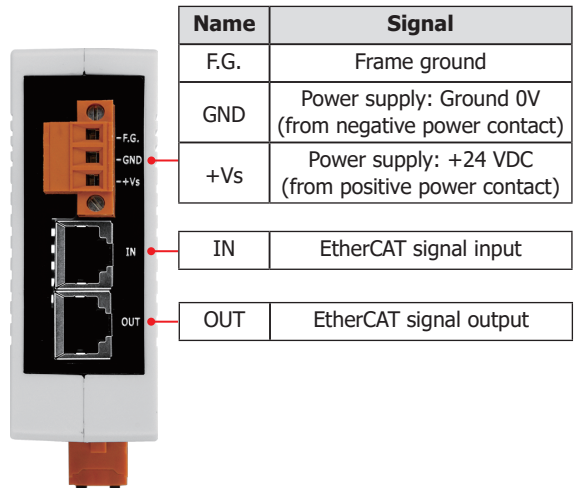
Mechanical	
Installation	DIN-Rail
Dimensions (L x W x H)	110 mm x 90 mm x 33 mm (without connectors)
Case material	UL 94V-0 housing
Environment	
Operating Temperature	-25°C ~ 75°C
Storage Temperature	-30°C ~ 80°C
Relative Humidity	10 ~ 90%, No condensation



### Connection Interfaces



Name	Signal	Signal Description	
A0+	Input	Encoder input A0+	Encoder Channel 0
A0-	Input	Encoder input A0-	
B0+	Input	Encoder input B0+	
B0-	Input	Encoder input B0-	
C0+	Input	Encoder input C0+	
C0-	Input	Encoder input C0-	
I0+	Input	Encoder input I0+	Encoder Channel 1
I0-	Input	Encoder input I0-	
T0+	Output	Compare trigger DO0	
T0-		External ground for DO0	
A1+	Input	Encoder input A1+	
A1-	Input	Encoder input A1-	
B1+	Input	Encoder input B1+	
B1-	Input	Encoder input B1-	
C1+	Input	Encoder input C1+	
C1-	Input	Encoder input C1-	
I1+	Input	Encoder input I1+	
I1-	Input	Encoder input I1-	
T1+	Output	Compare trigger DO1	
T1-		External ground for DO1	



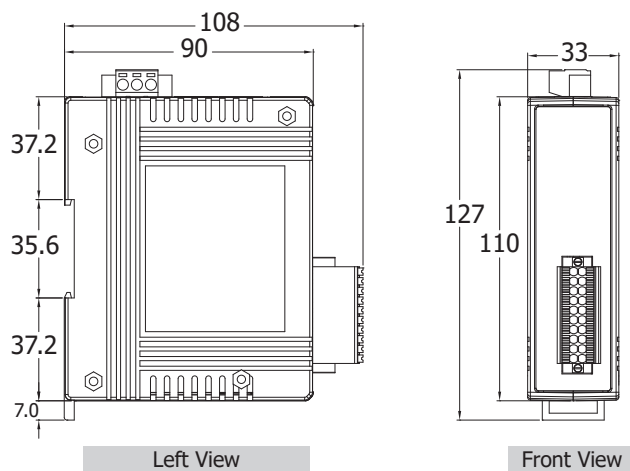
## Digital Input Wiring

Input Type	ON State Readback as 1	OFF State Readback as 0
Relay Contact	Relay ON 	Relay OFF 
TTL/CMOS Logic	Voltage > 4 V Logic Power Logic Level Low 	Voltage < 0.8 V Logic Power Logic Level High 
NPN Output	Open Collector ON 	Open Collector ON 
PNP Output	Open Collector ON 	Open Collector ON 

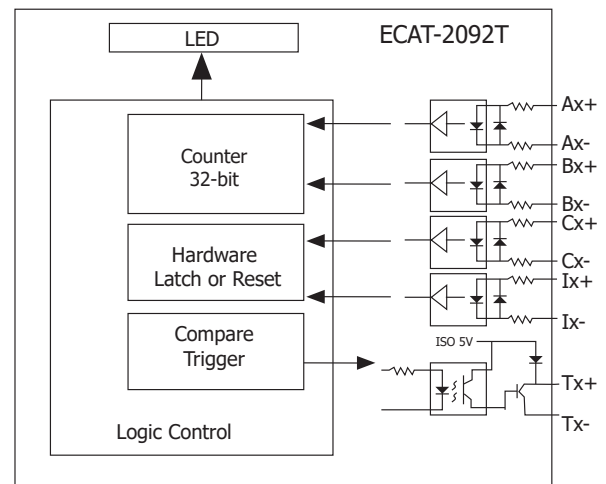
## Compare Trigger Output Wiring

Input Type	ON State Readback as 1	OFF State Readback as 0
Drive Relay	Relay ON 	Relay OFF 
Resistance Load		

## Dimensions (Units: mm)



## Internal I/O Structure



## Ordering Information

<b>ECAT-2092T CR</b>	EtherCAT two-channel incremental encoder counter with compare trigger output (RoHS)
----------------------	---