


Classification	UA-Series English FAQ-Dev-007						
Author	Eva Li	Version	1.0.0	Date	2023,7	Page	1 / 3

● **How to check the latest records after the data is collected by UA Server and stored in MySQL Server? (Take phpMyAdmin 4.9.5deb2 as an example)**

The UA series products of ICP DAS provide a service for transferring Modbus TCP/RTU data into the database. This FAQ explains how to check the latest data in the database.

(In this example, we use UA-5231M + DL-302 with Modbus TCP protocol + Win10, 64 bits operating system + MySQL Server 8.0.33-0ubuntu0.20.04.2-(Ubuntu) + Web Server Apache/2.4.41 (Ubuntu) + phpMyAdmin 4.9.5deb2)



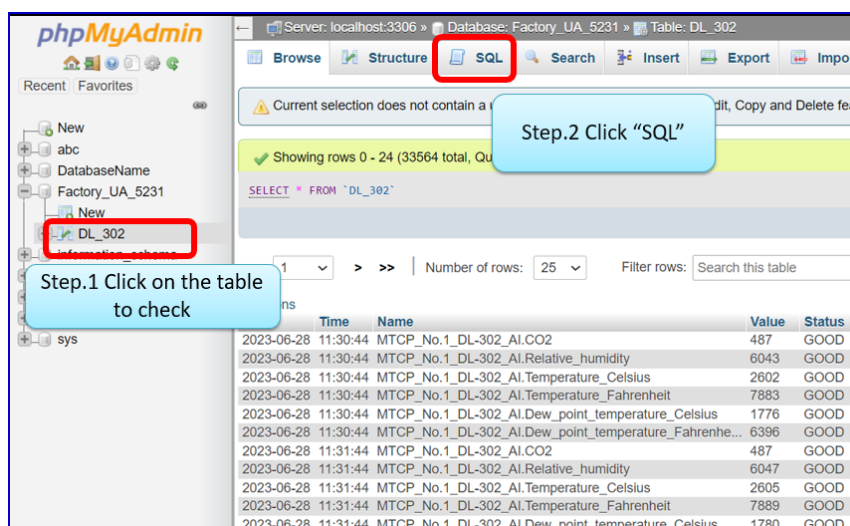
1. How to use phpMyAdmin to check the latest data after the data has been stored in the database ?

Example: This example is to query the first 100 records.

After logging in to the database, please follow the steps.

Step.1 Click on the table to check

Step.2 Click "SQL"



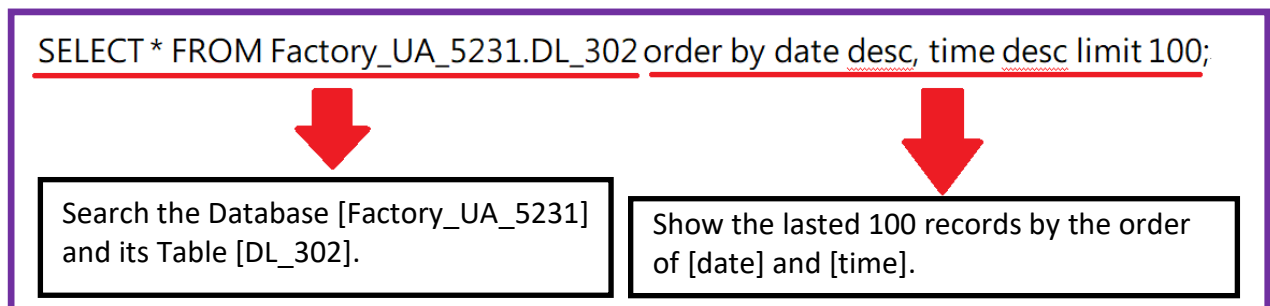
Classification	UA-Series English FAQ-Dev-007						
Author	Eva Li	Version	1.0.0	Date	2023,7	Page	2 / 3

Step.3 Write command



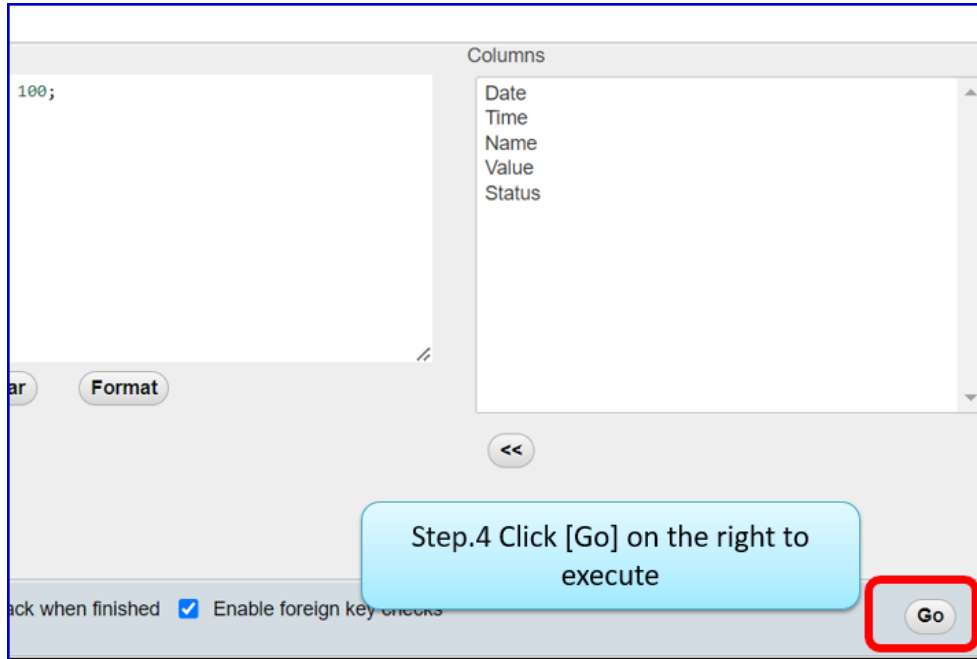
Command description: to query the first 100 records.

SELECT * FROM Factory_UA_5231.DL_302 order by date desc, time desc limit 100;



Classification	UA-Series English FAQ-Dev-007						
Author	Eva Li	Version	1.0.0	Date	2023,7	Page	3 / 3

Step.4 Click [Go] on the right to execute



Step.5 Complete the query

