

iWSN-9603-RCT1000P-ME-IP33 FAQ

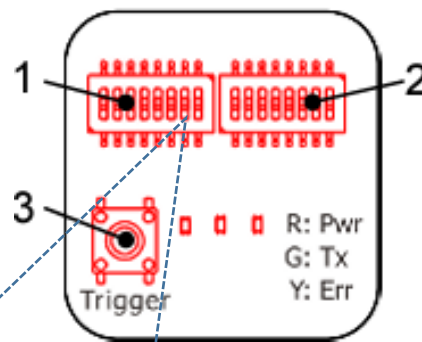
Q1 、 Why is the phase loss in the data returned by iWSN-9603-RCT1000P-ME-IP33? (2024/12/10, Bao).....	2
Q2 、 Why is the current unbalanced in the data returned by iWSN-9603-RCT100P- ME-IP33? (2024/12/10, Bao).....	3
Q3 、 After iWSN-9603-RCT1000P-ME-IP33 returns data, why does the SCADA read the current close to 0 amps? (2024/12/10, Bao).....	5

Q1 、 Why is the phase loss in the data returned by iWSN-9603-RCT1000P-ME-IP33? (2024/12/10, Bao)

A1: First of all, phase loss means that if the field equipment is a three-phase three-wire 2CT application, theoretically the voltages of the three phases (for example: R, S, T phases) in the same circuit will be close. However, if the voltage differences between the three phases are very large (for example: more than 10 volts), it is called phase loss.

Judging from field experience, it may be that the DIP switch setting of module is incorrect and is mistakenly set to three-phase four-wire 3CT, as shown below. Please confirm whether the left DIP switch is set correctly in F1/F2 (wiring mode).

In addition, if you modify the DIP switch settings, please press and hold the trigger button for 5 seconds to restart the module, wait for the three red, green, and yellow LED lights to light up at the same time before releasing the button. (2024/12/10, Bao)




Items	Descriptions		
	Wiring Type	Pin	
F1/F2 ■ : Up □ : Down		7	8
	3 Phase 4 Wire 3CT	<input type="checkbox"/>	<input type="checkbox"/>
	3 Phase 3 Wire 3CT	<input checked="" type="checkbox"/>	<input type="checkbox"/>
	Single Phase 2 Wire 1CT	<input type="checkbox"/>	<input checked="" type="checkbox"/>
	3 Phase 3 wire 2CT / Single Phase 3 Wire 2CT	<input checked="" type="checkbox"/>	<input checked="" type="checkbox"/>

Q2 · Why is the current unbalanced in the data returned by iWSN-9603-RCT100P-ME-IP33? (2024/12/10, Bao)

A2: First of all, current unbalance means that if the field equipment is a three-phase three-wire 2CT application, theoretically the currents of the two phases (for example: R phase and T phase) in the same circuit will be close. However, if the current difference between the two phases is very large (for example: more than 10 amps), it is called current imbalance. From the experience of the case, this situation may be caused by the following reasons. (2024/12/10, Bao)


- [Possible reason 1] When trimming the wiring of the Rogowski coil, the terminal block was loosened and the contact was poor, resulting in incorrect current value of one phase. Please reconnect the terminal block.

The terminal block is loose
and causes poor contact.

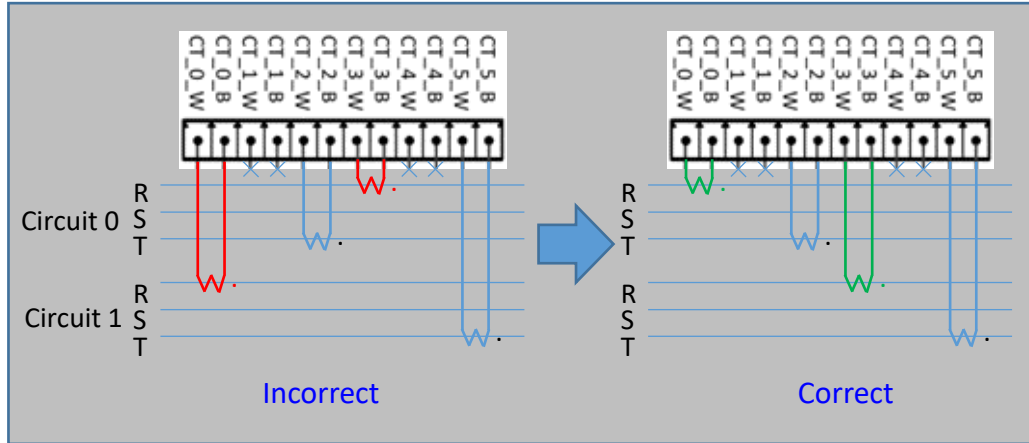


- [Possible reason 2] The contacts of the terminal block are loose and have poor contact, causing the current value of one phase to be incorrect. Please re-tighten the contacts.

Loose contacts and
poor contact.



- [Possible reason 3] One iWSN-9603 can measure the current of two sets of three-phase circuits, but the Rogowski coil buckle of one phase of the two circuits is reversed. For example, as shown in the figure below, please buckle the Rogowski coil of this phase correctly.



- [Possible reason 4] Actually use a Fluke hook meter to confirm the current on the cable line at the case site. It is indeed that the current is unbalanced. For example: R phase is about 25~27A, and T phase is about 0~4A.



**Q3 、 After iWSN-9603-RCT1000P-ME-IP33 returns data, why does the SCADA read the current close to 0 amps?
(2024/12/10, Bao)**

A3: Judging from case experience, this situation may be caused by the following reasons. (2024/12/10, Bao)

- [Possible reason 1] The equipment at the case site is in a shutdown or standby state, so the current value on the cable is indeed close to 0 amps. It is recommended to actually use a Fluke hook meter to confirm the current value on the cable.
- [Possible reason 2] The equipment to be measured at the case site has been moved. Although the iWSN-9603 is installed to measure the current, the current value is close to 0 amps because there is no load. It is recommended to actually use a Fluke hook meter to confirm the current on the cable.
- [Possible reason 3] If the current data transmitted by iWSN-9603 is close to the cable current confirmed by the Fluke hook meter, and both have current values, please confirm whether the Modbus address read by the software is correct.