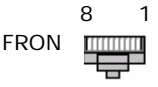


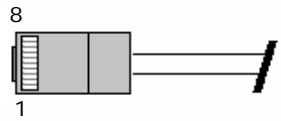
The wiring diagram for a CA-090510 cable is shown in Table.

Table: RJ-45 8-pin to DB-9 cable

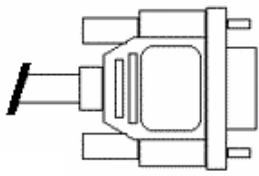
RJ-45		DB-9
Pin 1	↔	Pin 6
Pin 2	↔	Pin 7
Pin 3	↔	Pin 5
Pin 4	↔	Pin 2
Pin 5	↔	Pin 3



FRON
8 1
RJ-45 8-Pin



8
1



Female DB-9