

Packing List

In addition to this guide, the package includes the following items:



iSN-104



Screw Driver

Resources

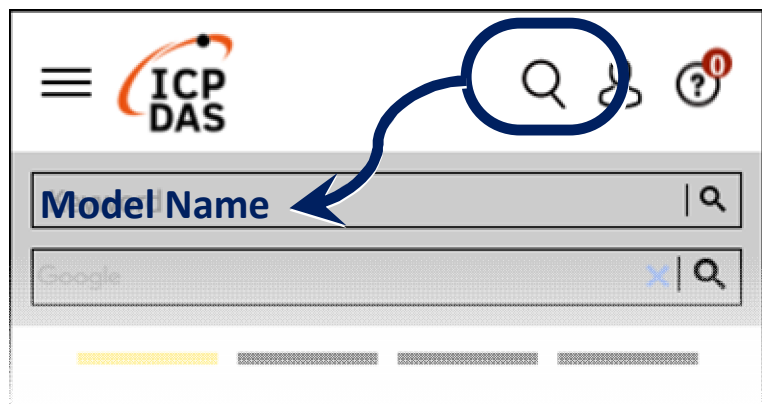
How to search for drivers, manuals and spec information on ICP DAS website.

Technical Support

service@icpdas.com

www.icpdas.com

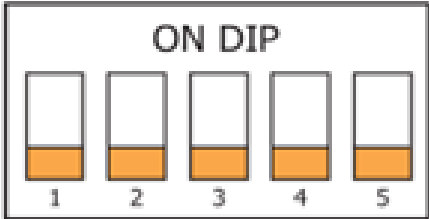
- For Mobile Web



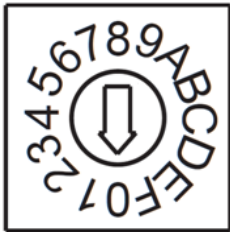
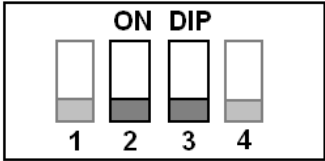
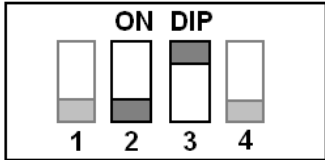
- For Desktop Web



DIP Switch and Jumper Settings

DIP Switch Description			
	SW1	ON	DCON Protocol
		OFF	Modbus RTU Protocol
	SW2	ON	Software Configuration
		OFF	Hardware Configuration
	SW3	ON	High Node Address
		OFF	Low Node Address
	SW4	ON	INIT Mode
		OFF	Normal Mode
	SW5	ON	Sound On
		OFF	Sound Off

Address Settings via Hardware Configuration

		When DIP Switch DIP3=OFF Rotary Switch 0 to F for Node Addresses 96 to 111 (Low Node Address)
		When DIP Switch DIP3=ON Rotary Switch 0 to F for Node Addresses 112 to 127 (High Node Address)

Wire Connections



1



Insert the wire



1

2

Remove the wire

