

XW310C

4/8-ch Current Input, 2-ch Current Output, 3-ch DI and 3-ch DO Expansion Board

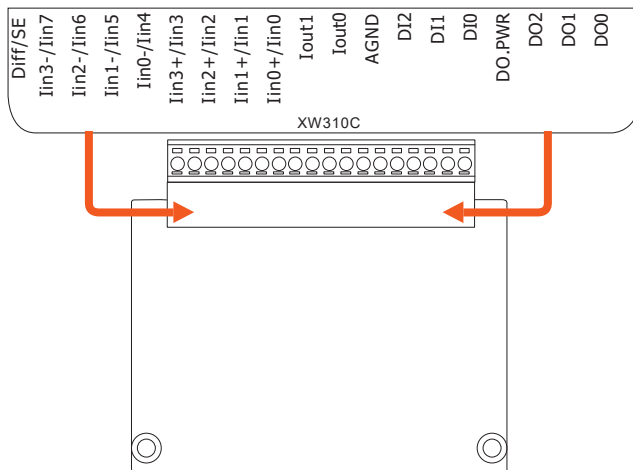
Introduction

The XW-board series are for uPAC-5000, LP-51xx, and WP-51xx series.

One PAC can only plug only one XW-board.

XW310C is a 4-channel Differential/8-channel Single-Ended Analog Input, 2-channel Analog Output, 3-channel Digital Output and 3-channel Digital Input XW-board.

Pin Assignments



Features

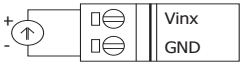
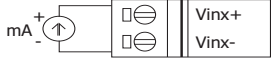
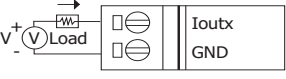
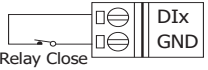
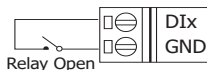


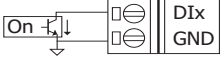
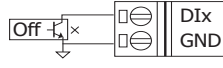

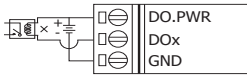


- 4 Differential/8- Single-Ended ch Non-Isolated Current Input
- 2-ch Non-Isolated Current Output
- 3-ch Non-Isolated Digital Input
- 3-ch Non-Isolated Digital Output



Specifications

Analog Input		
Channels	4/8	
Range	0 ~ 20 mA	
Resolution	12-bit	
Sampling Rate	4 KHz	
Input Impedance	125 ohm	
Overvoltage Protection	±30 VDC	
Isolation	non-isolated	
Analog Output		
Output Channels	2	
Range	0 ~ 20 mA	
Resolution	12-bit	
Output Capacity	20 mA	
Isolation	non-isolated	
Digital Input		
Input Channels	3	
Contact	Dry	
Dry Contact	ON Voltage Level	Close to GND
	OFF Voltage Level	Open
Overvoltage Protection	30 VDC	
Digital Output		
Output Channels	3	
Type	Open Collector	
Sink/Source (NPN/PNP)	Sink	
Load Voltage	+10 VDC ~ 40 VDC	
Max. Load Current	200 mA/channel at 25 °C	
Overload Protection	1.4 A	
Power		
Consumption	0.4 W	
Mechanical		
Dimensions (mm)	66 mm x 82 mm x 13 mm (W x L x H)	
Environmental		
Operating Temperature	-25 ~ +75 °C	
Storage Temperature	-30 °C ~ +75 °C	
Humidity	10 ~ 95% RH, Non-condensing	

Wire Connections

Current Input Wire Connection		
Input Type	Single-ended	Differential
		
Current Output Wire Connection		
Output Type		
Digital Input Wire Connection		
Input Type	DI Value as 0	DI Value as 1
Relay Contact	Relay ON 	Relay OFF 
	Voltage < 1V 	Voltage > 3.5V 
Open Collector	Open Collector ON 	Open Collector OFF 
	Digital Output Wire Connection	
Output Type	DO Command as 1	DO Command as 0
Drive Relay	Relay ON 	Relay OFF 
	Resistance Load 	Resistance Load 

Ordering Information

XW310C CR	4/8-ch Current Input, 2-ch Current Output, 3-ch DI (Dry) and 3-ch DO (Sink, NPN, 10 ~ 40 VDC) Expansion Board (RoHS)
------------------	--