



ZT-2017C

Wireless 8-channel Current Input Module with High Common Voltage Protection

Introduction

The ZT-2017C is a wireless 16-bit, 8-channel differential analog input ZigBee module that provides a programmable input range on all analog channels (-20 mA ~ +20 mA, 0 ~ +20 mA or +4 ~ +20 mA). Each analog channel can be configured for an individual range and has a high 200 VDC common voltage protection. The module Supports open wire detection for 4 ~ 20 mA. Users can easily configure the module address, protocol, checksum, ZT-PID, ZT-channel and type code settings using a combination of rotary and DIP switches.

System Specifications

Communication Interface	
Wireless Standards	ZigBee 2007 Pro
Transmission Power	11 dBm (FCC Certificated) (Max 19 dBm)
Antenna	2.4 GHz - 5 dBi Omni-directional Antenna
Transmission Range (LoS)	700 m (Typical)
Max. Slaves in a ZigBee Network	255
ZB-100R/ZB-100T Support	-
Protocols	Supports DCON and Modbus RTU Protocols
Dual Watchdog	Yes, Module (1.6 Seconds), Communication (Programmable)
LED Indicators	
Power	1 LED, Red
ZigBee Communication	1 LED, Green
Power	
EMS Protection	ESD, Surge, EFT
Input Voltage Range	+10 VDC ~ +30 VDC
Power Consumption	1.4 W Max.
Mechanical	
Flammability	Fire Retardant Materials (UL 94V-0 Level)
Dimensions (L x W x H)	87 mm x 33 mm x 110 mm
Installation	DIN-Rail
Environment	
Operating Temperature	-25 ~ +75°C
Storage Temperature	-30 ~ +80°C
Humidity	10 ~ 90% RH, Non-condensing

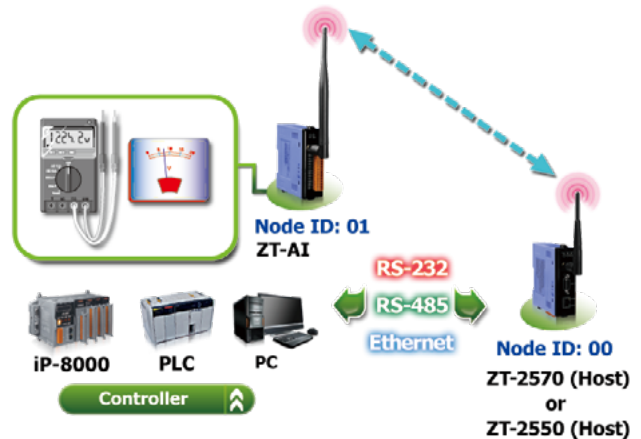
Features

- ISM 2.4 GHz Operating Frequency
- Fully Compliant with 2.4 G / ZigBee Specifications
- Wireless Transmission Range up to 700 m
- External DIP and Rotary Switches for easy Configuration
- GUI Configuration Software (Windows Version)
- 8 Differential Current Input Channels
- Individual Channel Configuration
- Open Wire Detection for 4 ~ 20 mA
- ±4 kV ESD Protections (Conact for each Terminal)
- DIN-Rail Mounting



Applications

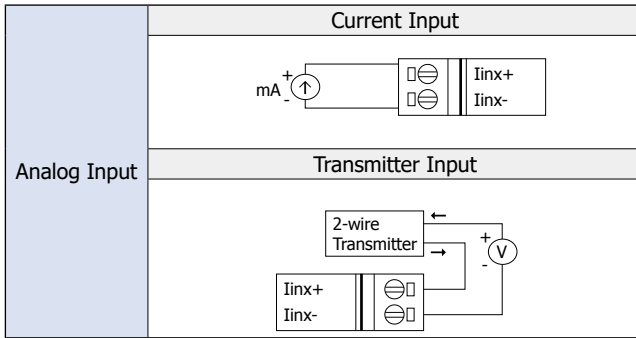
Building Automation, Factory Automation, Machine Automation, Remote Maintenance, Remote Diagnosis, Testing Equipment.



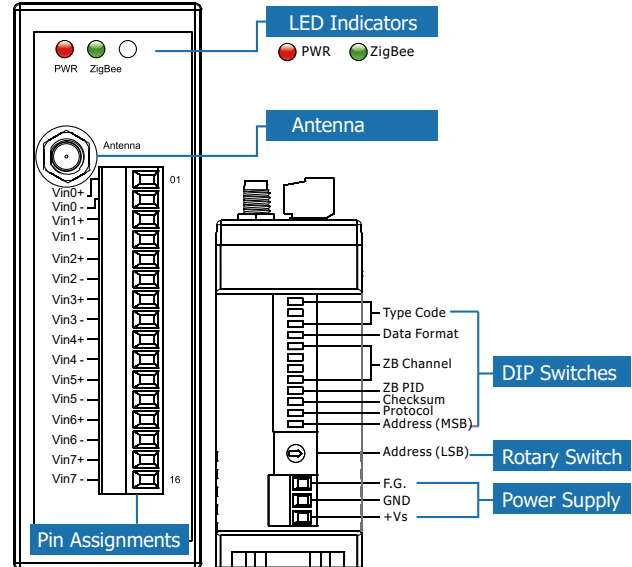
I/O Specifications

Analog Input	
Input Channels	8 Differential
Input Types	-20 mA ~ +20 mA, 0 mA ~ +20 mA or
Resolution	+4 mA ~ +20 mA
Sampling Rate	16-bit
Accuracy	10 Samples/Sec. (Total)
-3dB Bandwidth	±0.1% of FSR
Common Mode Rejection	15.7 Hz
Normal Mode Rejection	86 dB
Input Impedance	100 dB
Common Voltage	125 Ω
Overvoltage Protection	±200 VDC
Individual Channel Configuration	240 Vrms
Open Wire Detection	Yes
Intra-module Isolation,	Yes, 4 ~ 20 mA
Field-to-Logic	3000 VDC

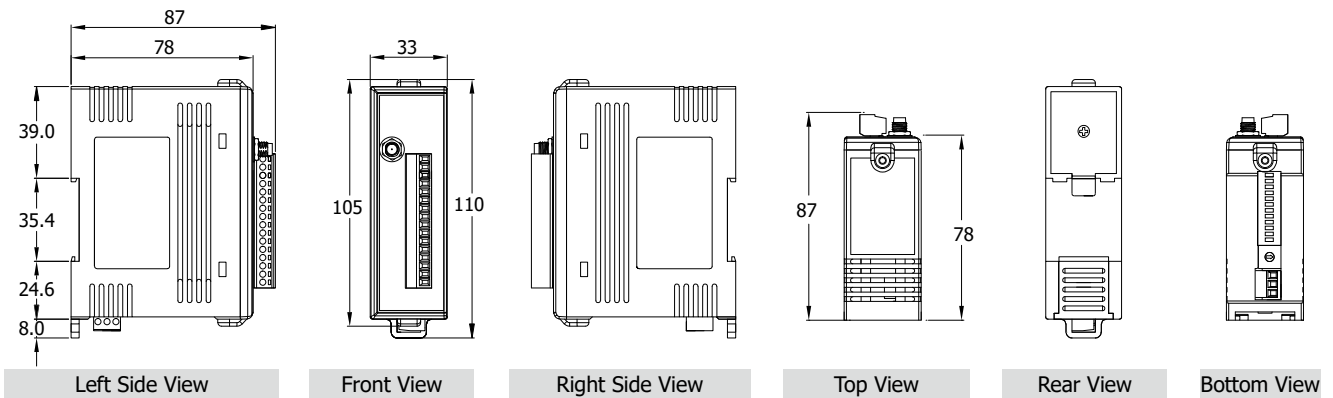
Wiring



Appearance



Dimensions (Units: mm)



Ordering Information

ZT-2017C CR	Wireless 8-channel Current Input Module with High Common Voltage Protection (ZigBee Router) (RoHS)
Important Note: ZigBee Data Acquisition modules need a ZigBee host converter to coordinate the data transmission route. Please remember to order a ZT-2550, ZT-2570, or ZT-USBC ZigBee host converter when you purchase ZigBee Data Acquisition products.	

Accessories

MDR-20-24	24 VDC/1.0 A, 24 W Power Supply with DIN-Rail Mounting
ZT-2510 CR	ZigBee Repeater (RoHS)
ZT-2550 CR	RS-485/RS-232 to ZigBee Converter (Host)
ZT-2570 CR	Ethernet/RS-485/RS-232 to ZigBee Converter (Host) (RoHS)
External Antenna	2.4 GHz External Antenna, RP SMA Male (Plug)
Extension Cable	3S00x-1, RG58A/U × Meter Long RP-SMA (male) to RP-SMA (female)