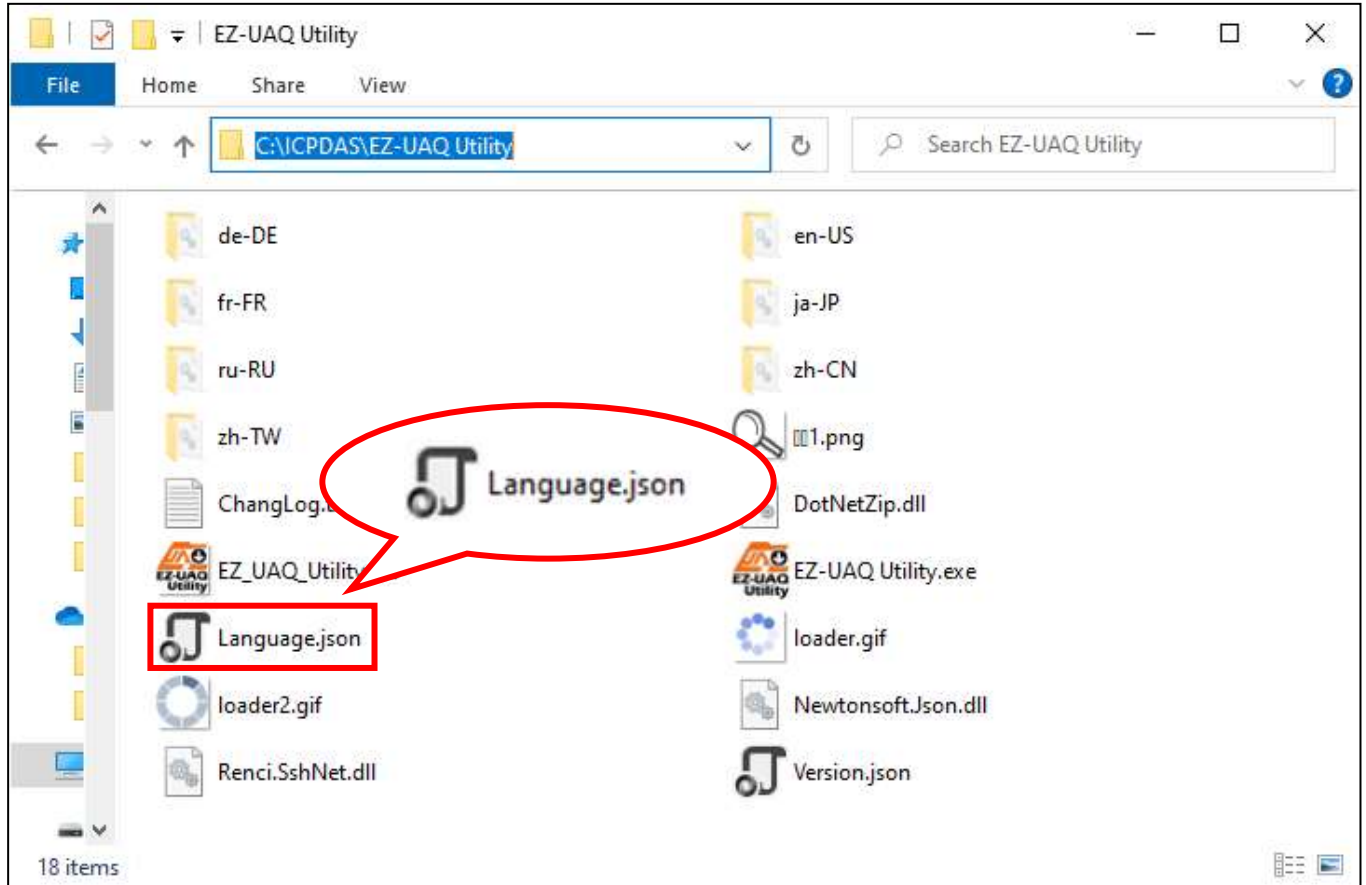


Classification	EZ-UAQ Utility Chinese FAQ-001							
Author	Sandy Lin	Version	2.3.1	Date	2023, 12	Page	1 / 7	

● 如何增加其他語系?

EZ-UAQ Utility 安裝路徑會在使用者的電腦中，位於系統槽內的 ICPDAS 資料夾中的 EZ-UAQ Utility 資料夾裡。本文以增加日語為範例。



Classification	EZ-UAQ Utility Chinese FAQ-001						
Author	Sandy Lin	Version	2.3.1	Date	2023, 12	Page	2 / 7

步驟 1:

將 EZ-UAQ Utility 資料夾中的 Language.json 檔複製到其他位置，再透過文字編輯器打開此檔案。

```

"en-US": {
  "Language": "English",
  "About": "About",
  "Search_Module": "Search Module",
  "Language_family": "Language:",
  "Inquire": "Module",
  "Message_Prompt": "Double click on Module Name or IP Address to open the web interface of Module.",
  "Searched_Module_name": "Select Module",
  "Product_Page": "Product Page",
  "hid_Menu": "hide",
  "unhide_all_Menu": "unhide all",
  "Import_CSV": "Import Search Information",
  "Save_CSV": "Export Search Information",
  "Basic_Function": "Basic Function",
  "Label_Update_Firmware": "File path:",
  "Upload_File_Update": "Update Firmware",
  "Download_Project_File": "Download Project",
  "Download_LOG_File": "Download Log",
  "Loding_word_Search": "Searching ... ",
  "Loding_word_Upload_Update_firmware": "Updating the module(s) firmware, please wait",
  "Loding_word_Downloading_Project": "Downloading project file, please wait",
  "Loding_word_Downloading_Log": "Download Log file, please wait",
  "Loding_word_Upload_Update_Project": "Updating the module(s) project, please wait",
  "Import_CSV_Error_Message": "The imported CSV file is malformed",
  "Save_CSV_Successful_Message": "Archived successfully",
  "Save_CSV_Fail_Message": "Archived failed",
  "Search_Device_Message": "There is no module(s) information in the table",
  "IP_MAC_Conflict_Message": "IP Address And Mac Address Conflict",
  "IP_Address_Conflict_Message": "IP Address Conflict",
  "MAC_Address_Conflict_Message": "Mac Address Conflict",
  "Downloa_Log_Project_Message": "Download successful",
  "Tick_Same_Modules_Message": "Please check the same series of module(s)",
  "Select_Updated_File_Message": "Please select an updated file",
  "Tick_Devices_Updated_Message": "Tick the module(s) that need to be updated",
  "Updated_Devices_Different_Message": "The updated file is different from the selected module(s) series",
  "Check_Models_Same_Message": "Please confirm whether the selected module(s) are the same",
  "Firmware_Update_Success": "Update successful",
  "Device_busy_Message": "Unable to open the SFTP port(please check SD card)",
  "Download_Fail_Message": "Download fail",
  "Unable_Upload_Message": "Unable to upload",
  "Upload_Fail_Message": "Upload fail",
  "Unable_download_Message": "Unable to download",
  "No_Project_Files_Message": "The remote module(s) does not have any project files",
  "NO_LOG_File_Message": "The remote module(s) does not have any LOG files",
  "NO_Profile_File_Message": "The remote module(s) does not have any profile",
  "Update_Fail_Message": "Update Fail",
  "Update_File_Corrupted_Message": "There is a problem with the file",
  "Server_Connect_not_responding_Message": "Server not responding",
  "Search_Error": "No UA, UA-I/O, and BRK modules found",
  "Check_download_module_Message": "Please check to download the file module(s)".
}

```

Classification	EZ-UAQ Utility Chinese FAQ-001						
Author	Sandy Lin	Version	2.3.1	Date	2023, 12	Page	3 / 7

步驟 2:

請複製【,"en-US": 到 }】的區塊。如下圖:

```

}
"en-US": {
  "Language": "English",
  "About": "About",
  "Search_Module": "Search Module",
  "Language_family": "Language:",
  "Inquire": "Module",
  "Message_Prompt": "Double click on Module Name or IP Address to open the web interface of Module.",
  "Searched_Module_name": "Select Module",
  "Product_Page": "Product Page",
  "hid_Menu": "hide",
  "unhide_all_Menu": "unhide all",
  "Import_CSV": "Import Search Information",
  "Save_CSV": "Export Search Information",
  "Basic_Function": "Basic Function",
  "Label_Update_Firmware": "File path:",
  "Upload_File_Update": "Update Firmware",
  "Download_Project_File": "Download Project",
  "Download_LOG_File": "Download Log",
  "Loding_word_Search": "Searching ...",
  "Loding_word_Upload_Update_firmware": "Updating the module(s) firmware, please wait",
  "Loding_word_Downloading_Project": "Downloading project file, please wait",
  "Loding_word_Downloading_Log": "Download Log file, please wait",
  "Loding_word_Upload_Update_Project": "Updating the module(s) project, please wait",
  "Import_CSV_Error_Message": "The imported CSV file is malformed",
  "Save_CSV_Successful_Message": "Archived successfully",
  "Save_CSV_Fail_Message": "Archived failed",
  "Search_Device_Message": "There is no module(s) information in the table",
  "IP_MAC_Conflict_Message": "IP Address And Mac Address Conflict",
  "IP_Address_Conflict_Message": "IP Address Conflict",
  "MAC_Address_Conflict_Message": "Mac Address Conflict",
  "Downloa_Log_Project_Message": "Download successful",
  "Tick_Same_Modules_Message": "Please check the same series of module(s)",
  "Select_Updated_File_Message": "Please select an updated file",
  "Tick_Devices_Updated_Message": "Tick the module(s) that need to be updated",
  "Updated_Devices_Different_Message": "The updated file is different from the selected module(s) series",
  "Check_Models_Same_Message": "Please confirm whether the selected module(s) are the same",
  "Firmware_Update_Success": "Update successful",
  "Device_busy_Message": "Unable to open the SFTP port(please check SD card)",
  "Download_Fail_Message": "Download fail",
  "Unable_Upload_Message": "Unable to upload",
  "Upload_Fail_Message": "Upload fail",
  "Unable_download_Message": "Unable to download",
  "No_Project_Files_Message": "The remote module(s) does not have any project files",
  "NO_LOG_File_Message": "The remote module(s) does not have any LOG files",
  "NO_Profile_File_Message": "The remote module(s) does not have any profile",
  "Update_Fail_Message": "Update Fail",
  "Update_File_Corrupted_Message": "There is a problem with the file",
  "Server_Connect_not_responding_Message": "Server not responding",
  "Search_Error": "No UA, UA-I/O, and BRK modules found",
  "Check_download_module_Message": "Please check to download the file module(s)",
  "detailed_information": "Module Details",
  "Server_Receive_not_responding_Message": "Unable to receive messages from the server",
  "Confirm_upload_file_Message": "Please confirm whether the size of the uploaded file exceeds 100kb",
  "Loding_word_Downloading_Profile": "Downloading the Modbus and OPC UA configuration file, please wait",
  "Upload_project_And_Update": "Update Project",
  "Download_Profile": "Download Modbus and OPC UA Configuration",
  "Loding_word_Get_Port_Protocol": "Get module(s) details",
  "Reduce_Performance_Modules": "Please tick Reduce Performance Modules",
  "Module_drop_performance": "Reduce CPU usage",
  "Potency_reduction_success": "CPU usage reduction success",
  "Performance_reduction_failed": "CPU usage reduction failed",
  "Not_Support_Feature_Message": "This version does not support this feature",
  "detailed_information_Message": "Unchecked any module(s), unable to get detailed information",
  "Advanced_Features": "Advanced Function",
  "Update_Function": "Upload Function",
  "Download_Function": "Download Function",
  "Storage_path": "Storage path:",
  "Password_error_Message": "Password error no response",
  "Please_enter_password": "Please enter password"
}

```

Classification	EZ-UAQ Utility Chinese FAQ-001						
Author	Sandy Lin	Version	2.3.1	Date	2023, 12	Page	4 / 7


步驟 3:

然後將複製的格式貼在"en-US":文末下方的符號 } 後方。如下圖位置:

```

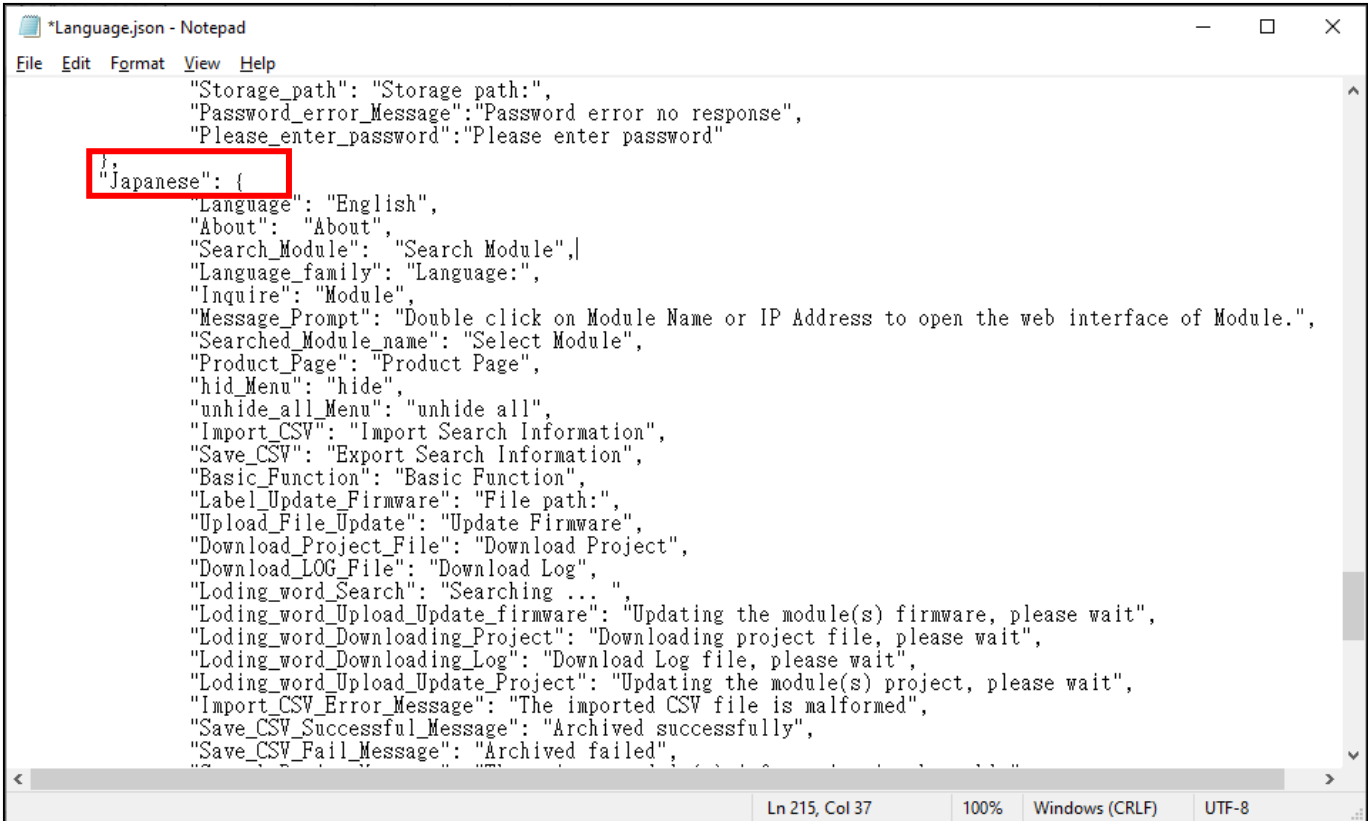
    "Not_Support_Feature_Message": "This version does not support this feature",
    "detailed_information_Message": "Unchecked any module(s), unable to get detailed information",
    "Advanced_Features": "Advanced Function",
    "Update_Function": "Upload Function",
    "Download_Function": "Download Function",
    "Storage_path": "Storage path:",
    "Password_error_Message": "Password error no response",
    "Please_enter_password": "Please enter password"
  }

```



步驟 4:

再將複製的英文語系"en-US": 修改成日語"Japanese": 如下圖:



```

"Storage_path": "Storage path:",
"Password_error_Message": "Password error no response",
"Please_enter_password": "Please enter password"
};
"Japanese": {
  "Language": "English",
  "About": "About",
  "Search_Module": "Search Module",
  "Language_family": "Language:",
  "Inquire": "Module",
  "Message_Prompt": "Double click on Module Name or IP Address to open the web interface of Module.",
  "Searched_Module_name": "Select Module",
  "Product_Page": "Product Page",
  "hid_Menu": "hide",
  "unhide_all_Menu": "unhide all",
  "Import_CSV": "Import Search Information",
  "Save_CSV": "Export Search Information",
  "Basic_Function": "Basic Function",
  "Label_Update_Firmware": "File path:",
  "Upload_File_Update": "Update Firmware",
  "Download_Project_File": "Download Project",
  "Download_LOG_File": "Download Log",
  "Loding_word_Search": "Searching ... ",
  "Loding_word_Upload_Update_firmware": "Updating the module(s) firmware, please wait",
  "Loding_word_Downloading_Project": "Downloading project file, please wait",
  "Loding_word_Downloading_Log": "Download Log file, please wait",
  "Loding_word_Upload_Update_Project": "Updating the module(s) project, please wait",
  "Import_CSV_Error_Message": "The imported CSV file is malformed",
  "Save_CSV_Successful_Message": "Archived successfully",
  "Save_CSV_Fail_Message": "Archived failed"
}

```

Classification	EZ-UAQ Utility Chinese FAQ-001						
Author	Sandy Lin	Version	2.3.1	Date	2023, 12	Page	5 / 7

步驟 5:

然後將日語"Japanese"下方的("Language": "English",)更改成("Language": "日本語",) , 如下圖:

```
*Language.json - Notepad
File Edit Format View Help
  "Storage_path": "Storage path:",
  "Password_error_Message": "Password error no response",
  "Please_enter_password": "Please enter password"
},
"Japanese": {
  "Language": "日本語",
  "About": "About",
  "Search_Module": "Search Module",
  "Language_family": "Language:",
  "Inquire": "Module",
  "Message_Prompt": "Double click on Module Name or IP Address to open the web interface of Module.",
  "Searched_Module_name": "Select Module",
  "Product_Page": "Product Page",
  "hid_Menu": "hide",
  "unhide_all_Menu": "unhide all",
  "Import_CSV": "Import Search Information",
  "Save_CSV": "Export Search Information",
  "Basic_Function": "Basic Function",
  "Label_Update_Firmware": "File path:",
  "Upload_File_Update": "Update Firmware",
  "Download_Project_File": "Download Project",
  "Download_LOG_File": "Download Log",
  "Loding_word_Search": "Searching ... ",
  "Loding_word_Upload_Update_firmware": "Updating the module(s) firmware, please wait",
  "Loding_word_Downloading_Project": "Downloading project file, please wait",
  "Loding_word_Downloading_Log": "Download Log file, please wait",
  "Loding_word_Upload_Update_Project": "Updating the module(s) project, please wait",
  "Import_CSV_Error_Message": "The imported CSV file is malformed",
  "Save_CSV_Successful_Message": "Archived successfully",
  "Save_CSV_Fail_Message": "Archived failed",
  ...
}
```

Classification	EZ-UAQ Utility Chinese FAQ-001						
Author	Sandy Lin	Version	2.3.1	Date	2023, 12	Page	6 / 7

步驟 6:

再依序將軟體介面用字(如“中間文字為按鈕與訊息)更改成日語(或其他所需語文)。如下圖:

```

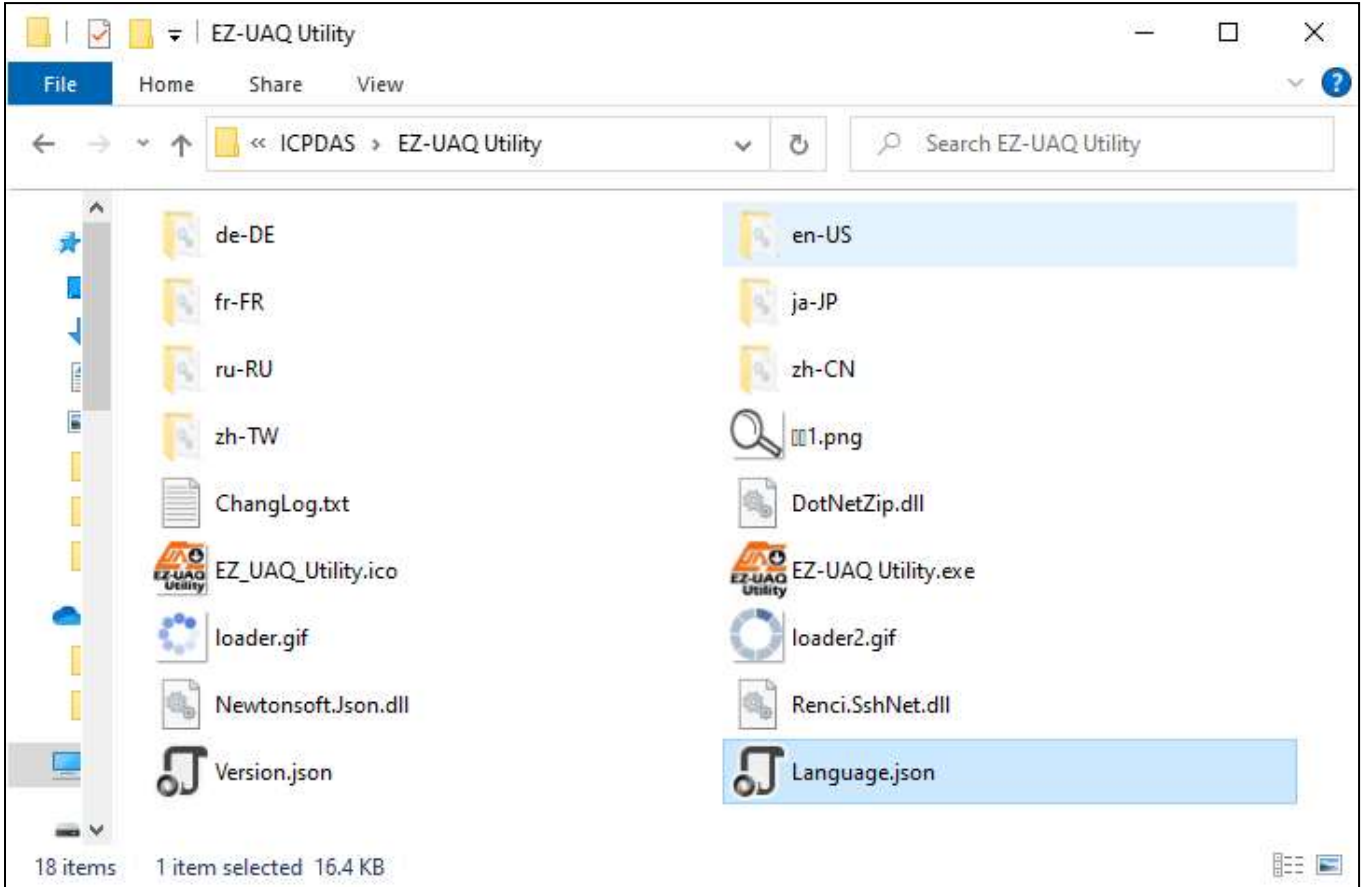
*Language.json - Notepad
File Edit Format View Help
{
  "No_Project_Files_Message": "リモート モジュールにはプロジェクト ファイルがありません",
  "NO_LOG_File_Message": "リモート モジュールには LOG ファイルがありません",
  "NO_Profile_File_Message": "リモート モジュールにはプロファイルがありません",
  "Update_Fail_Message": "アップデート失敗",
  "Update_File_Corrupted_Message": "ファイルに問題があります",
  "Server_Connect_not_responding_Message": "サーバーが応答しません",
  "Search_Error": "UA、UA-I/O、および BRK モジュールが見つかりません",
  "Check_download_module_Message": "ファイルモジュールをダウンロードするにはチェックを入れてください",
  "detailed_information": "モジュールの詳細",
  "Server_Receive_not_responding_Message": "サーバーからメッセージを受信できません",
  "Confirm_upload_file_Message": "アップロードしたファイルのサイズが100kbを超えていないか確認してくださ",
  "Loding_word_Downloading_Profile": "Modbus および OPC UA 構成ファイルをダウンロードしています。お待ち",
  "Upload_project_And_Update": "プロジェクトを更新する",
  "Download_Profile": "Modbus および OPC UA 構成をダウンロードする",
  "Loding_word_Get_Port_Protocol": "モジュールの詳細を取得する",
  "Reduce_Performance_Modules": "「パフォーマンスモジュールを減らす」にチェックを入れてください",
  "Module_drop_performance": "CPU使用率を削減する",
  "Potency_reduction_success": "CPU使用率の削減に成功",
  "Performance_reduction_failed": "CPU使用率の削減に失敗しました",
  "Not_Support_Feature_Message": "このバージョンはこの機能をサポートしていません",
  "detailed_information_Message": "モジュールのチェックが外されているため、詳細情報を取得できません",
  "Advanced_Features": "先進的な機能",
  "Update_Function": "アップロード機能",
  "Download_Function": "ダウンロード機能",
  "Storage_path": "ストレージパス",
  "Password_error_Message": "パスワードエラー応答なし",
  "Please_enter_password": "パスワードを入力してください"
}
Ln 280, Col 42 100% Windows (CRLF) UTF-8

```

Classification	EZ-UAQ Utility Chinese FAQ-001						
Author	Sandy Lin	Version	2.3.1	Date	2023, 12	Page	7 / 7

步驟 7:

更改完成後，請將文件保存，把改好的文件放置 EZ-UAQ Utility 安裝路徑下。



步驟 8:

然後啟動軟體，將語系切換成新增的日語，能把建立的語系匯入。

