
















Hardware Specifications

Model	PCI-1602U	PCI-1602FU
Hardware		
Card ID	Yes (4-bit)	
Connector	Female DB37 x 1 , Male 20-bit ribbon x 2	
Analog Input		
Channels	32 single-ended/16 differential	
Range	Gain: 1, 2, 4, 8 Bipolar Range: ± 10 V, ± 5 V, ± 2.5 V, ± 1.25 V	
Resolution	16-bit	
Accuracy	0.01 % of FSR ± 1 LSB @ 25 °C, ± 10 V	
Sampling Rate	100 kS/s. Max.	200 kS/s. Max.
Input Impedance	10 M Ω /6 pF	
Overvoltage Protection	Continuous ± 35 Vp-p	
Zero Drift	± 4 ppm/°C of FSR	
FIFO Size	8192 samples	
Trigger Mode	Software, Internal programmable pacer, External (5 V/TTL)	
Data Transfer	Polling	
Analog Output		
Channels	2	
Range	Bipolar: ± 5 V, ± 10 V	
Resolution	12-bit	
Accuracy	0.06% of FSR ± 1 LSB @ 25 °C, ± 10 V	
Response Time	1.0 MHz (Typical)	
Voltage Output Capability	± 5 mA	
Slew Rate	8.33 V/ μ s	
Operation Mode	Static Update	
Digital Input		
Channels	16	
Type	5 V/TTL	
ON Voltage Level	2.0 V Min.	
OFF Voltage Level	0.8 V Max.	
Response Speed	1.0 MHz (Typical)	
Trigger Mode	Static Update	
Digital Output		
Channels	16	
Type	5 V/TTL	
Operation Mode	Static Update	
Load Voltage	Logic 0: 0.4 V Max. , Logic 1: 2.4 V Min.	
Load Current	Sink: 2.4 mA @ 0.8 V , Source: 0.8 mA @ 2.0 V	
Response Speed	1.0 MHz (Typical)	
Timer/Counter/Frequency		
Channels	3 (Independent x 1/Internal pacer x 1/External pacer x 1)	
Type	5 V/TTL	
Resolution	16-bit	
Input Frequency	10 MHz Max.	
Reference Clock	Internal: 8 MHz	
PC Bus		
Type	3.3 V/5 V Universal PCI, 32-bit, 33 MHz	
Data Bus	16-bit	
Power		
Consumption	300 mA @ +5 V	
Mechanical		
Dimensions (mm)	105 x 188 x 22 (W x L x D)	
Environment		
Operating Temperature	0 ~ +60°C	
Storage Temperature	-20 ~ +70°C	
Humidity	5 ~ 85% RH, Non-condensing	

Accessories

	ADP-20/PCI CR	Extender, Extended dual 20-pin flat-cable connector to PC slot window (RoHS)
	CA-2002 CR	20-pin flat cable, 20 cm x 2 (RoHS)
	CA-2010 CR	20-pin flat cable, 1 M (RoHS)
	CA-2020 CR	20-pin flat cable, 2 M (RoHS)
	CA-3710 CR	DB-37 Male-Male D-sub cable 1 M (Cable for Daughter Board (45°)) (RoHS)
	CA-3710D CR	DB-37 Male-Male D-sub cable 1 M (Cable for Daughter Board (180°)) (RoHS)
	CA-3715DM-H CR	DB-37 Male-Male Cable, 1.5 M, 180° (RoHS)
	CA-3730DM-H CR	DB-37 Male-Male Cable, 3.0 M, 180° (RoHS)
	CA-4002 CR	37-pin Male D-sub connector with plastic cover (RoHS)
	DB-1825 CR	Analog Input Screw terminal Board (RoHS)
	DB-16P CR	Isolated Digital Input Daughter Board (RoHS)
	DB-16R CR	Relay Output Daughter Board (RoHS)
	DN-20/DN-20-381 CR	20-pin DIN-RAIL mounting I/O connector board (RoHS)
	DN-37 CR	DIN Rail Mounting 37-pin Connector (RoHS)
	2AB125R CR	Resistor DIP 125R 0.1% 1/4W MF 50PPM (1PCS) (RoHS)

