



CAN-2054C

8-ch DI & 8-ch DO module of CANopen Slave

Features

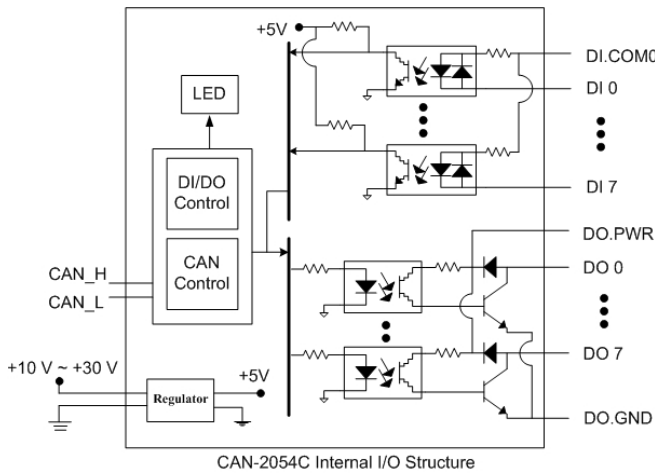
- NMT Slave
- Providing Pair-Connect function
- Provide default EDS file
- ESD Protection 4 KV Contact for each channel
- Support Power Supply +10 ~ +30 V_{DC}
- Support CiA DS-301 v4.02, DSP-401 v2.1
- Support PDO Mapping



Introduction

CAN-2054C module follows the CiA DS-301 version 4.02 and DSP-401 version 2.1. You can access the digital I/O status and set the configuration by using standard CANopen protocol. CAN-2054C has passed the validation of the CiA CANopen conformance test tool. Therefore, you can use it with standard CANopen master easily by applying the EDS file. CAN-2054C has 8 isolated sink/source input channels and 8 isolated sink output channels. It can be used to various applications, such as PNP, NPN, TTL, relay contact and so forth. By owing to the CANopen masters of ICP DAS, you can quickly build a CANopen network to approach your requirements.

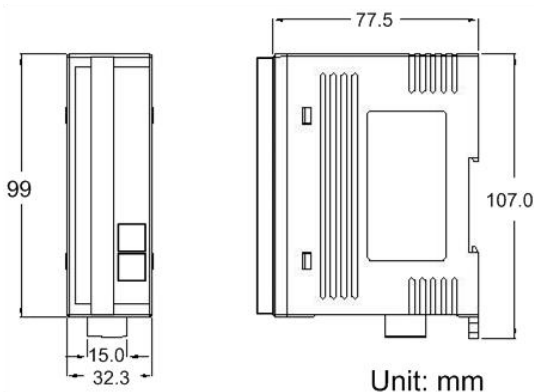
Internal I/O Structure



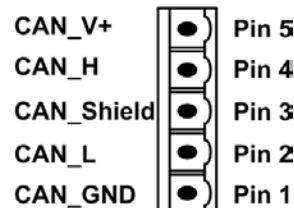
I/O Pin & Wire Connection

Terminal No.	Pin Assignment	Input Type	ON State LED ON Readback as 1	OFF State LED OFF Readback as 0
01	DI.COM	Relay Contact	Relay On	
02	DI0		Relay Off	
03	DI1		Relay On	
04	DI2		Relay Off	
05	DI3	TTL/CMOS Logic	Voltage > 10 V	
06	DI4		Voltage < 4 V	
07	DI5	NPN Output	Open Collector On	
08	DI6		Open Collector Off	
09	DI7	PNP Output	Open Collector On	
10	DO0		Open Collector Off	
11	DO1	Drive Relay	ON State LED ON Readback as 1	
12	DO2		OFF State LED OFF Readback as 0	
13	DO3		Relay Off	
14	DO4		Relay On	
15	DO5	Resistance Load	DO.PWR	
16	DO6		DO.X	
17	DO7	Resistance Load	DO.PWR	
18	DO.GND		DO.X	
19	DO.GND	Resistance Load	DO.PWR	
20	DO.PWR		DO.GND	

Dimensions



Node ID & Baud rate DIP Switch



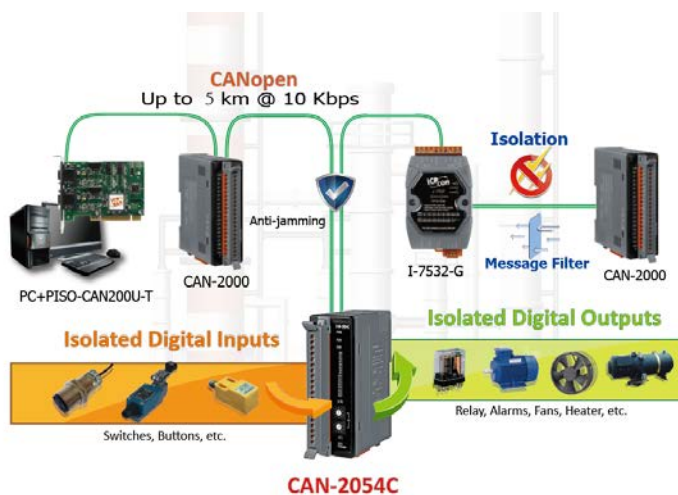
Baud rate rotary switch

Switch Value	Pair-connection	Baud Rate
0	8	10 kbps
1	9	20 kbps
2	A	50 kbps
3	B	125 kbps
4	C	250 kbps
5	D	500 kbps
6	E	800 kbps
7	F	1000 kbps

Specifications

CAN Interface	
Connector	5-pin screwed terminal block (CAN_GND, CAN_L, CAN_SHLD, CAN_H, CAN_V+)
Baud Rate (bps)	10 k, 20 k, 50 k, 125 k, 250 k, 500 k, 800 k, 1 M
Terminal Resistor	Switch for 120 Ω terminal resistor
Node ID	1~99 selected by rotary switch
Protocol	CANopen DS-301 ver4.02, DS-401 ver2.1
No. of PDOs	10 Rx, 10 Tx (support dynamic PDO)
PDO Mode	Event Triggered, Remotely requested, Cyclic and acyclic SYNC
Error Control	Node Guarding protocol and Heartbeat Producer protocol
Emergency Message	Yes
Digital Input	
Channels	8 (Sink / Source)
On Voltage Level	+3.5 ~ +30 VDC
Off Voltage Level	+1 VDC Max.
Response Time	250 us
ESD Protection	4 kV Contact for each channel
Digital Output	
Channels	8 (Sink)
Load Voltage	+5 ~ +30 VDC
Output Type	Open-Collector
Reaction Time	200 us
LED	
Round LED	PWR LED, RUN LED, ERR LED
I/O LED	8 LEDs for DI and DO individually, and 1 LED as terminal resistor indicator
Power	
Input range	Unregulated +10 ~ +30 VDC
Power Consumption	1.5 W
Mechanism	
Installation	DIN-Rail
Dimensions	32.3 mm x 99 mm x 77.5 mm (W x L x H)
Environment	
Operating Temp.	-25 ~ +75 °C
Storage Temp.	-30 ~ +80 °C
Humidity	10 ~ 90% RH, non-condensing

Application



Ordering Information

CAN-2054C CR	CANopen module of 8-channel Digital Input and 8-channel Digital Output
---------------------	--