



CAN-2019C/S

10 channel Universal Analog Input
CANopen Slave Module

Features

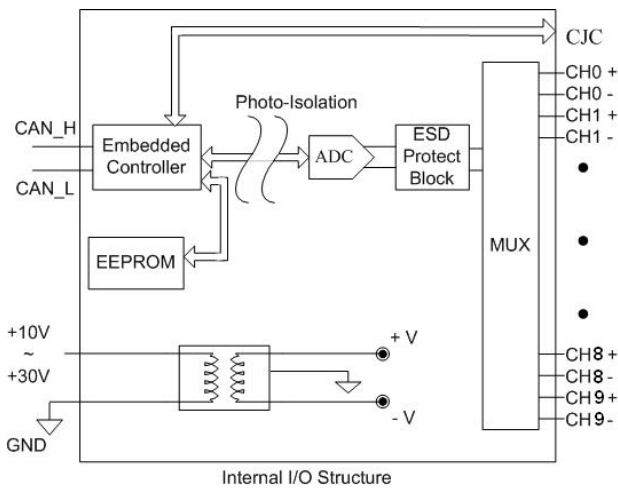
- NMT Slave
- Provide Pair-Connect function
- Provide default EDS file
- ESD Protection 4KV Contact for each channel
- Support Power supply 10 ~ 30 V_{DC}
- Support CiA-301 v4.02, CiA-401 v2.1
- Support PDO Mapping



Introduction

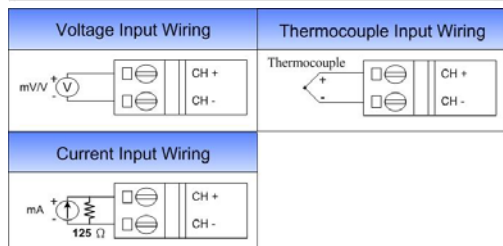
CAN-2019C module follows the CiA-301 version 4.02 and CiA-401 version 2.1. You can access the digital I/O status and set the configuration by using standard CANopen protocol. CAN-2019C has passed the validation of the CiA CANopen Conformance Test tool. Therefore, you can use it with standard CANopen master easily by applying the EDS file. CAN-2019C is a 10-channel universal analog input CANopen slave module. It provides extremely accurate thermocouple measurement and automatically cold-junction compensation for each channel. By owing to the CANopen masters of ICP DAS, you can quickly build a CANopen network to approach your requirement.

Internal I/O Structure

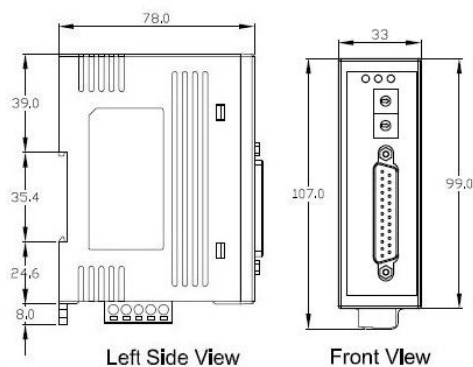


I/O Pin & Wire Connection

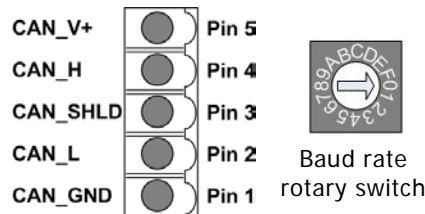
Pin Assignment Name	Terminal No.	Pin Assignment Name
+5V	01	14 DGND
CJC	02	15 CH0+
CH0-	03	16 CH1+
CH1-	04	17 CH2+
CH2-	05	18 CH3+
CH3-	06	19 CH4+
CH4-	07	20 CH5+
CH5-	08	21 CH6+
CH6-	09	22 CH7+
CH7-	10	23 CH8+
CH8-	11	24 CH9+
CH9-	12	25 AGND
AGND	13	Shield F.G.



Dimensions



CAN Pin & Baud Rate Rotary

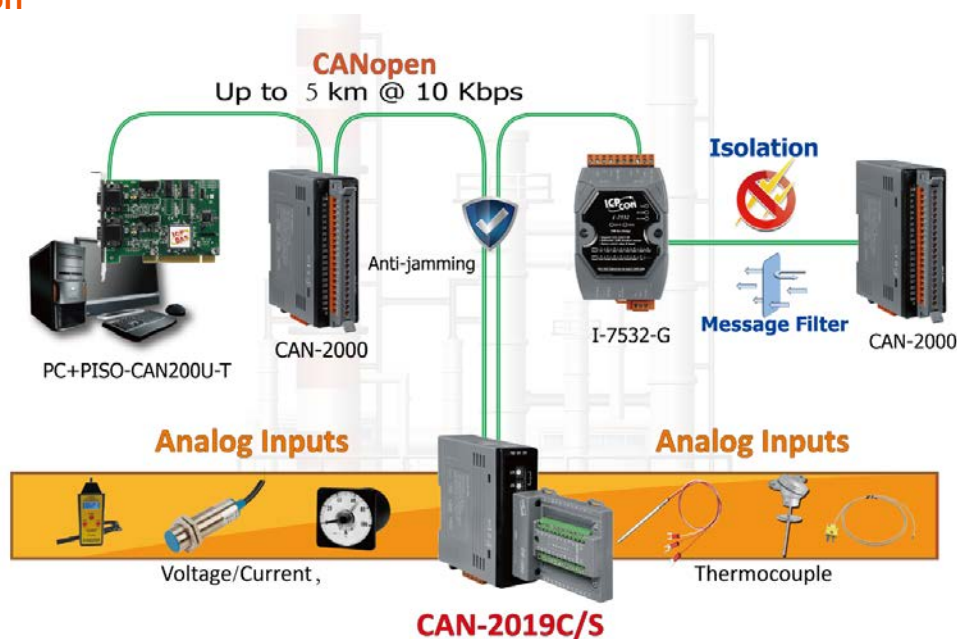


Switch Value	Baud Rate
0	10 kbps
1	20 kbps
2	50 kbps
3	125 kbps
4	250 kbps
5	500 kbps
6	800 kbps
7	1000 kbps

Specifications

CAN Interface	
Connector	5-pin screwed terminal block (CAN_GND, CAN_L, CAN_SHLD, CAN_H, CAN_V+)
Baud Rate (bps)	10 k, 20 k, 50 k, 125 k, 250 k, 500 k, 800 k, 1M
Terminal Resistor	Switch for 120 Ω terminal resistor
Node ID	1~99 selected by rotary switch
Protocol	CANopen CiA-301 ver4.02, CiA-401 ver2.1
No. of PDOs	10 Rx, 10Tx (Support Dynamic PDO)
PDO Mode	Event Triggered, remotely requested, Cyclic and acyclic SYNC
Error Control	Node Guarding protocol and Heartbeat Producer protocol
Emergency Message	Yes
Analog Input	
Channels	10 Differential
Input Type	+/-15mV, +/-50mV, +/-100mV, +/-500mV, +/-1V, +/-2.5V -20mA ~ +20mA (Requires Optional External 125Ω Resistor) Thermocouple (J, K, T, E, R, S, B, N, C)
Resolution	16-bit
Accuracy	+/-0.1% FSR
ESD protection	4kV contact for each channel
LED	
Round LED	PWR LED, RUN LED, ERR LED
Power	
Input range	Unregulated +10 ~ +30 V _{DC}
Power Consumption	1.5 W
Mechanism	
Installation	DIN-Rail
Dimensions	33 mm x 99 mm x 78 mm (W x L x H)
Environment	
Operating Temp.	-25 ~ 75 °C
Storage Temp.	-30 ~ 80 °C
Humidity	10 ~ 90% RH, non-condensing

Application



Ordering Information

CAN-2019C/S	CANopen Slave module of 10- channel universal analog input include CAN-2019C module and a DB-1820 daughter board
--------------------	--