

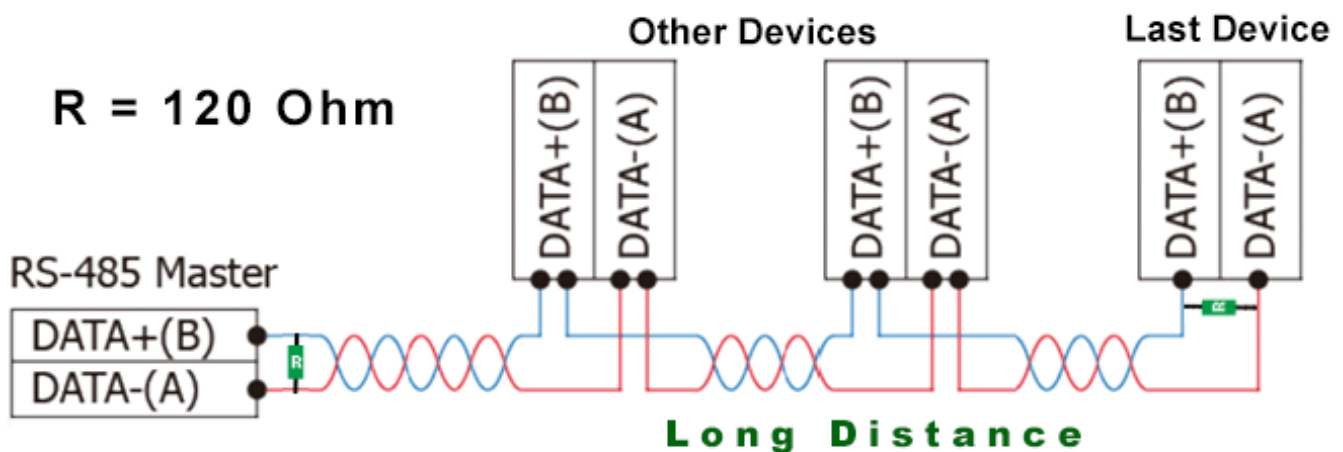
Classification	<input checked="" type="checkbox"/> tDS	<input checked="" type="checkbox"/> tGW	<input type="checkbox"/> PETL/tET/tPET	<input type="checkbox"/> DS/PDS/PPDS	<input type="checkbox"/> tM-752N
	<input type="checkbox"/> I/O Card	<input type="checkbox"/> VXCCard	<input type="checkbox"/> VxComm	<input type="checkbox"/> Other	
Author	Mike Chou	Date	2019-09-25	NO.	FAQ009

Q: How to prevent poor communication on the RS-485 interface in long distance transmission

A: In this situation, you need to consider the problems related to impedance matching, voltage level and signal attenuation. It is possible to encounter poor communication or instability when operating the RS-485 interface in a long-distance communication application. In order to eliminate or prevent the occurrence of this problem, you can try the following:

1. If communication is unstable, add termination resistors (120 Ohm) on both sides of the RS-485 twisted-pair cable bus.

The following figure illustrates the configuration.



2. Reduce the Baud Rate for the serial port.

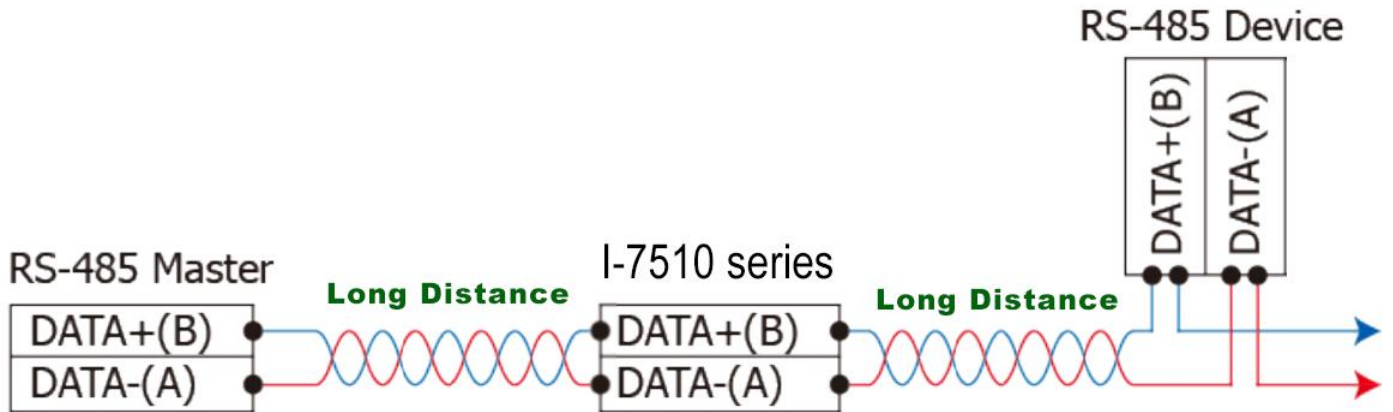
In a typical configuration, the distance that a signal can be reliably transmitted becomes shorter as the Baud Rate is increased. As an example, we use the Belden 9841 2P twisted-pair cable

Max. 1,200 m at 9.6 kbps

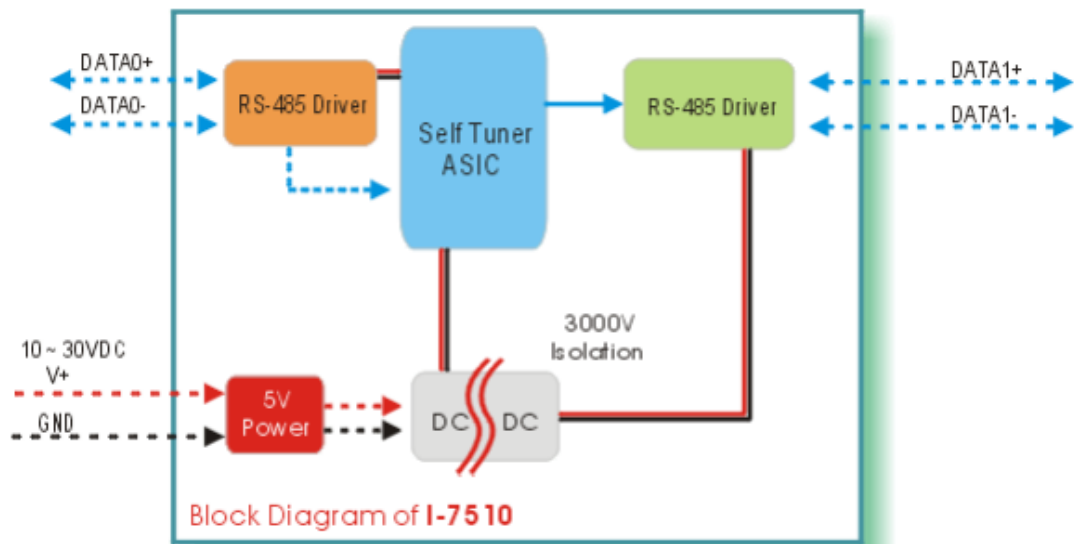
Max. 400 m at 115.2 kbps

- Situations where the distance is too long, or where there is excessive load, will cause the signal from the RS-485 to attenuate. Use a Repeater such as the ICPDAS I-7510 series, for example, to enhance the signal.

The following figure illustrates how to configure the I-7510 series.



Block Diagram for the I-7510



- Connect the GND pin on the devices to prevent environmental interference.

