



### Introduction

The ZT-2024 is a 12-bit, 4-channel analog output wireless ZigBee module that provides a programmable output range on all channels, including 0 ~ +10 VDC, -10 VDC ~ +10 VDC, 0 ~ +5 VDC, -5 VDC ~ +5 VDC, 0 ~ +20 mA or +4 mA ~ +20 mA. There are also options for configuring the power-on value and the safe value. The module address, protocol, checksum, ZT-PID, ZT-channel and type code settings can be easily configured using a combination of rotary and DIP switches.

### System Specifications

Communication Interface	
Wireless Standards	ZigBee 2007 Pro
Transmission Power	11 dBm (FCC Certified) ( Max 19 dBm)
2.4 GHz Antenna	5 dBi Omni directional
Transmission Range (LoS)	700 m (Typical)
Certification	CE/FCC, FCC ID
Max. Slaves in a ZigBee Network	255
ZB-100R/ZB-100T Support	-
Protocols	Supports DCON and Modbus RTU Protocols
Dual Watchdog	Yes, Module (1.6 Seconds), Communication (Programmable)
Hot Swap	Rotary and DIP switch
LED Indicators	
Power	1 LED, red
ZigBee Communication	1 LED, green
Power	
Input Voltage Range	+10 VDC ~ +30 VDC
Power Consumption	2.2 W Max.
Mechanical	
Flammability	Fire Retardant Materials (UL94-V0 Level)
Dimensions (L x W x H)	87 mm x 33 mm x 110 mm
Installation	DIN-Rail
Environment	
Operating Temperature	-25 °C ~ +75 °C
Storage Temperature	-30 °C ~ +80 °C
Humidity	10 ~ 90% RH, Non-condensing

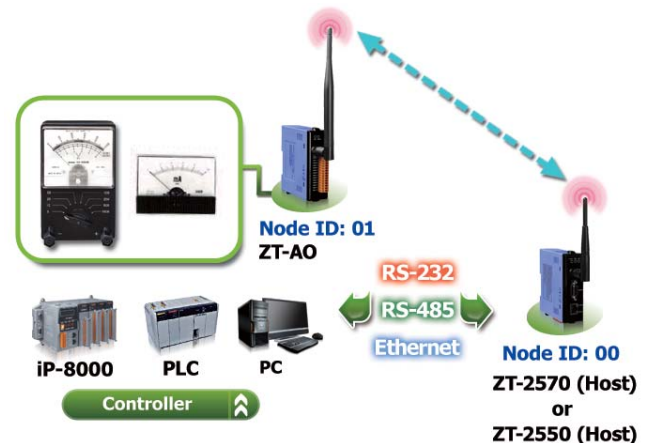
### Features

- ISM 2.4 GHz Operating Frequency
- Fully Compliant with 2.4G /ZigBee Specifications
- Wireless Transmission Range up to 700 m
- GUI Configuration Software (Windows Version)
- 4 Analog Output Channels (V, mA)
- EFT and ESD Protection
- Configurable Power-on Value Settings
- Configurable Safe Value Settings
- DIN-Rail Mounting



### Applications

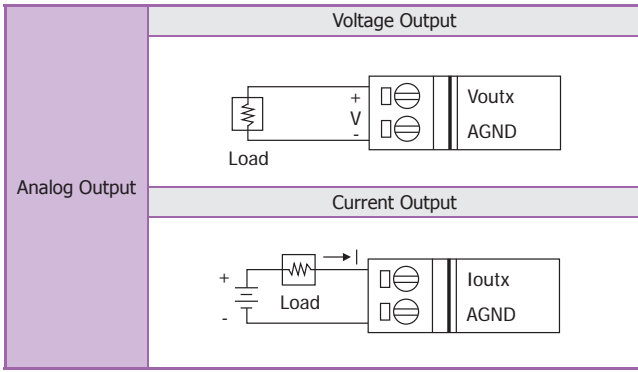
Building Automation, Factory Automation, Machine Automation, Remote Maintenance, Remote Diagnosis, Testing Equipment.



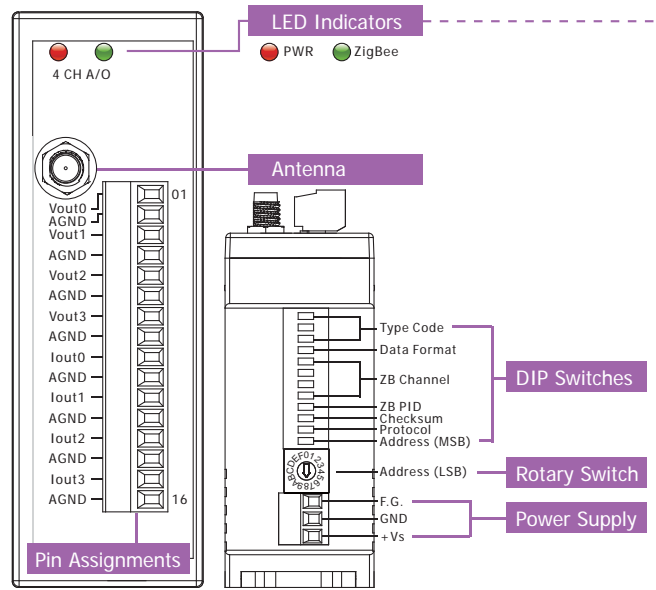
### I/O Specifications

Analog Output	
Output Types	0 ~ +10 VDC, -10 VDC ~ +10 VDC, 0 ~ +5 VDC, -5 VDC ~ +5 VDC, 0 ~ +20 mA, +4 mA ~ +20 mA
Resolution	12-bit
Accuracy	+/-0.1% of FSR
Zero Drift	+/-30 μV/°C
Span Drift	+/-25 ppm/°C
Programmable Output Slope	0.125 to 2048 mA/ second
	0.0625 to 1024 V/ second
Voltage Output Capability	10 V @ 10 mA
Current Load Resistance	External +24 V power : 1050 Ω
Intra-module Isolation, Field-to-Logic	2500 Vdc
ESD Protection	+/-4 kV contact for each channel
Power-on Value	Yes
Safe Value	Yes

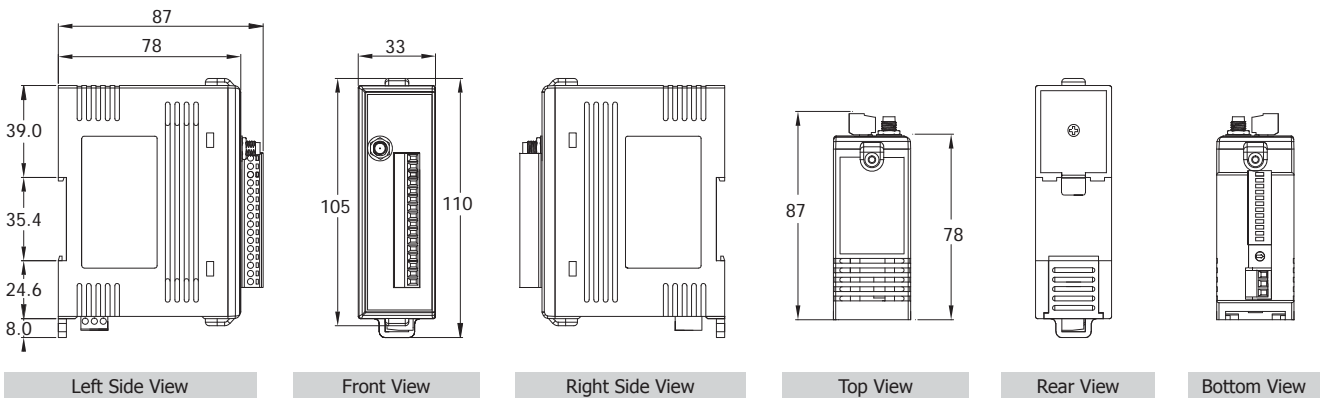
### Wiring



### Appearance



### Dimensions (Units: mm)



### Ordering Information

ZT-2024 CR	Wireless 4-channel Voltage/Current Output Module (RoHS)(Long Range)
<b>Important Note:</b> Zigbee Data Acquisition modules need a Zigbee host converter to coordinate the data transmission route. Please remember to order a ZT-2550, ZT-2570 ZigBee host converter when you purchase Zigbee Data Acquisition products	

### Accessories

MDR-20-24	24 Vdc/1.0 A, 24 W Power Supply with DIN-Rail Mounting
ZT-2510 CR	ZigBee Repeater (RoHS)
ZT-2550 CR	RS-485/RS-232 to High Power Amplifier ZigBee Converter (Host) (RoHS)
ZT-2570 CR	Ethernet/RS-485/RS-232 to High Power Amplifier ZigBee Converter (Host) (RoHS)