

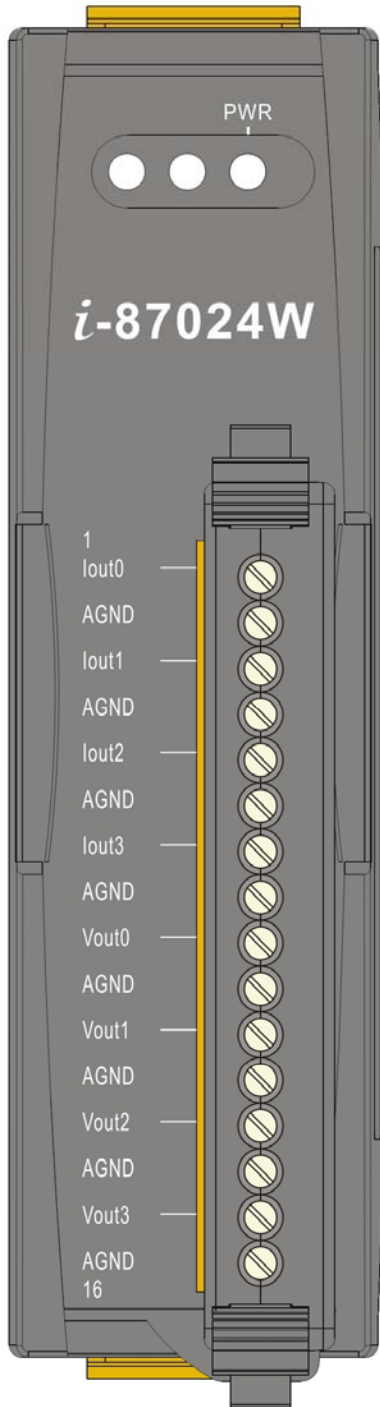
I-87024W Hardware User Guide *Ver. 1.1*

Last Modified 05/10/2007

I-87024W Specifications

Analog Output Module	
Output Channels	4
Output Type	0 ~ +5V, +/- 5V, 0 ~ +10V, +/- 10V 0 ~ +20mA, +4 ~ +20mA
Accuracy	± 0.1% of FSR
Resolution	± 0.02% of FSR
Zero Drift	Voltage: ± 30μV/°C Current: ± 0.2μA/°C
Span Temperature Coefficient	± 20ppm/°C
Programmable Output Slope	Voltage: 0.0625 to 1024V/Second Current :0.125 to 2048mA/Second
Voltage Output Driver	10V@20mA max.
Current Load Capability with 24V external voltage	1050 Ohms max.
Isolation Voltage	3000VDC
Power Consumption	Typical 1.3W Max. 2.8W(4-ch 10V@20mA)

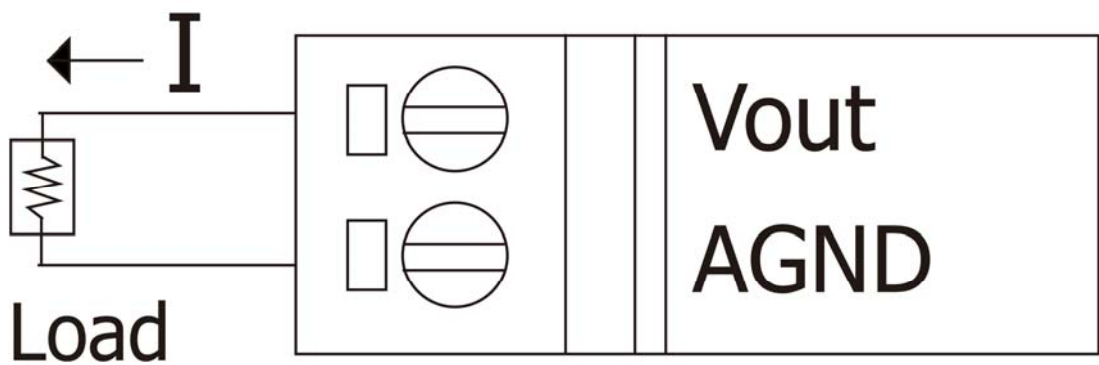
I-87024W Wire Connection



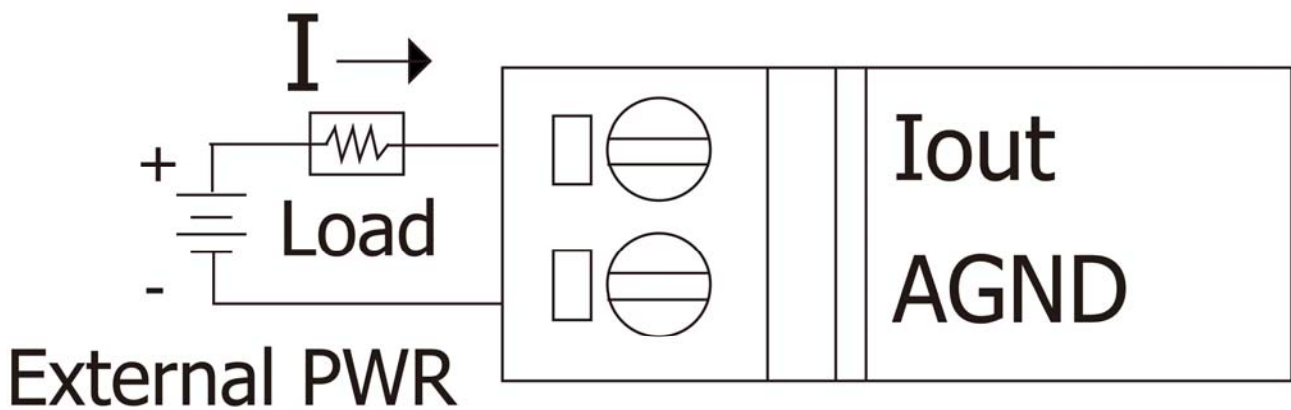
Terminal No.	Pin Assignment Name
01	lout0
02	AGND
03	lout1
04	AGND
05	lout2
06	AGND
07	lout3
08	AGND
09	Vout0
10	AGND
11	Vout1
12	AGND
13	Vout2
14	AGND
15	Vout3
16	AGND

I-87024W Wire Connection Type

Voltage Output Wiring



Current Output Wiring



I-87024W Internal I/O Structure

