

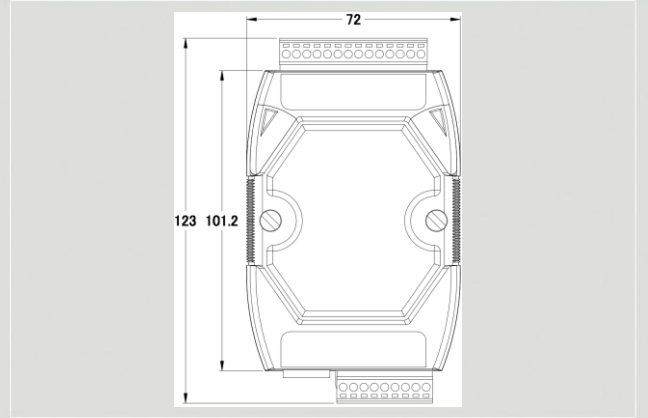


HART Series Products

Modbus/TCP to HART Gateway



HRT-711



Dimensions

The HRT-711 Gateway is specially designed for the master device of HART protocol. It allows the Modbus/TCP master device to access the HART slave devices. These HART devices may be a transmitter, an actuator, a current output device and so forth. In addition, we also provide the utility software for users to configure the HRT-711. By using this module, users can integrate their HART devices into Modbus network easily.

Features

- Support HART Short/Long frame
- Support HART Burst mode
- Allow two HART Masters
- Support Modbus/TCP Format
- Support Modbus Slave / HART Master Mode
- Support Firmware Update via Com Port
- Support On-line Replacement of HART Devices
- Support Acquire Long Frame Address Automatically
- Provide LED indicators
- Built-in Watchdog
- 4KV ESD Protection

Utility Features

- Read/Write HART device by HART command
- Provide diagnostic Information
- Read/Write module configuration of the HRT-711
- Show Modbus address of HART command

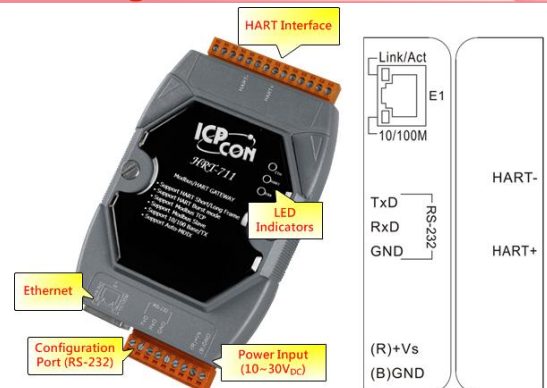


Modbus Support

- Support the following Modbus commands.

Code	Name	Description
01	Read Coil Status	Read the ON/OFF status of discrete outputs in the slave
02	Read Input Status	Read the ON/OFF status of discrete inputs in the slave
03	Read Holding Registers	Read the binary contents of holding registers in the slave
04	Read Input Registers	Read the binary contents of input registers in the slave
05	Force Single Coil	Write a single output to either ON or OFF in the slave
06	Preset Single Register	Write an integer value into a single register in the slave
15	Force Multi. Coils	Write each coil in the sequence of coils to either ON or OFF in the slave
16	Preset Multi. Registers	Write a block of contiguous registers in the slave

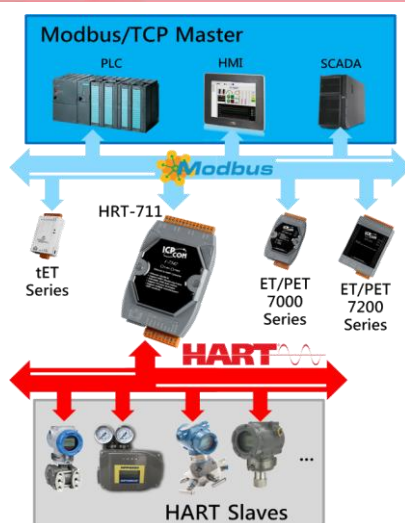
Pin Assignments



Hardware Specifications

Ethernet Interface	
Ethernet	RJ-45 with 10/100Base-TX Ethernet Controller (Auto-negotiation, Auto-MDIX)
UART Interface (For Configuration)	
COM 1	RS-232(3 wire) with 9-pin screwed terminal block
HART Interface	
HART Channel	1
HART Interface	2-pin screwed terminal block
HART Device	2-wired or 4-wired HART devices
HART Topology	Point to Point or Multi-Drop
HART Data	Only Digital Data
HART Frame Type	Short and Long Frame
Burst Mode	Supported
Max. HART Device	15
Loop Resistor	250 Ω resistor by Jumper
Isolation	Follow UL1577 Spec.
Hardware	
Watchdog	Watchdog IC
ESD Protection	4 kV class A
Power supply	Unregulated +10 ~ +30 V _{DC}
Protection	Power reverse polarity protection, Over-voltage brown-out protection
Power Consumption	1 W
Mechanism	
Installation	DIN-Rail or Wall Mounting
Dimensions	72 mm x 35 mm x 121 mm (W x L x H) Detail
Environment	
Operating Temp.	-25 °C ~ +75 °C
Storage Temp.	-30 °C ~ +85 °C
Humidity	5% ~ 95% RH, non-condensing

Applications



Ordering Information

HRT-711 CR	Modbus/TCP to HART Gateway (RoHS)
-------------------	-----------------------------------