




Screw Terminal Board



DB-8225 Screw Terminal Board With CJC

- Screw terminal board using 37-pin cable I/O ports for A-82X series , PCI-1800 series.
(16 channel single-ended or 8 channel differential)
- Blank pads for break detection , low-pass filter , current shut and voltage attenuation.
- On board cold junction circuit in analog input channel 1 (jumper selectable single-ended , differential mode)

Dimensions :114mmX170mm

Order Information


DB-8225/1 Screw Terminal Board With 37-Pin D-sub Cable 1m (CA-3710)

DB-8225/2 Screw Terminal Board With 37-Pin D-sub Cable 2m(CA-3720)

- Compatible to 780 series daughter board
- Dimensions: 102mm x 114mm

Order information:

DB-8025: Screw Terminal Board




DB-8125 Screw Terminal Board

- DB-8125 is equipped with a DB-37 connector and two 20-pin flat-cable connectors
- Compatible to 880 series daughter board
- Dimensions : 221mm X 115mm

Order Information

DB-8125 Screw Terminal Board



DB-1825 Screw Terminal Board


- Screw terminal board using 37-pin cable I/O ports for PCI-1802 series, PCI-1002, PCI-1202, ISO-AD32 series.
(32 channel single-ended , 16 channel differential)
- Blank pads for break detection , low-pass filter , current shut and voltage attenuation.

Dimensions :114mm X 170mm

Order Information

(DB-1825/1 Screw Terminal Board With 37-Pin D-sub Cable 1m (CA-3710)

(DB-1825 /2 Screw Terminal Board With 37-Pin D-sub Cable 2m(CA-3720)




DB-8325 Screw Terminal Board

Screw terminal board using 37-pin cable for ISO-813 or other 813 series boards

- Dimensions : 220 mm X 114 mm

Order Information

DB-8325 Screw Terminal Board



DB-8025 Screw Terminal Board

- DB-8025 is equipped with two 20-pin flat-cable connector.



DB-37 Direct Connection Board

- 37-pin D-sub connector pin to pin screw terminal for any 37 pin D-sub connector of I/O board
- Dimensions : 130 mm X 78 mm

Order Information

DB-37 Direct Connection Board