


Accessories

8

8.1	Cables	P8-1-1
8.2	Power Supplies	P8-2-1
8.3	Terminal Boards & Connector	P8-3-1
	 • Terminal Boards	P8-3-1
	• Connector	P8-3-1
8.4	Hub	P8-4-1

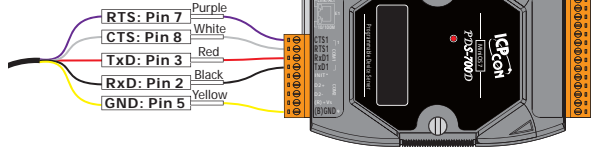


8.1. Cables



CA-0903

Pin Assignments



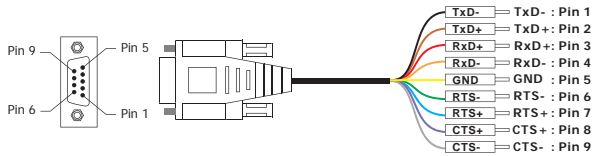
Ordering Information

CA-0903	9-Pin Female D-Sub and RS-232 Connector Cable, 30 cm
---------	--



CA-090910

Pin Assignments



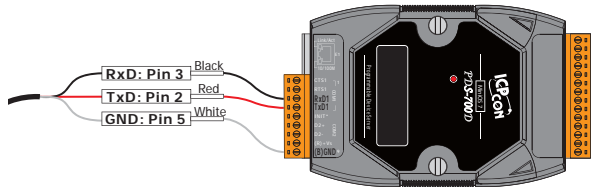
Ordering Information

CA-090910	9-Pin Female D-Sub Cable for RS-422 Connector, 1 m
-----------	--



CA-0910

Pin Assignments



Ordering Information

CA-0910	9-Pin Female D-Sub and 3-wire RS-232 Cable, 1 m
---------	---



CA-0910F
CA-0915

Pin Assignments



Ordering Information

CA-0910F	9-Pin Female-Female D-Sub Cable, 1 m
CA-0915	9-Pin Male-Female D-Sub Cable, 1.5 m

**CA-9-2505D****Pin Assignments**

Pin Assignment	Terminal No.	Pin Assignment
N/A	01	14 COM8_RxD
N/A	02	15 COM8_TxD
COM8_GND	03	16 COM7_RxD
N/A	04	17 COM7_TxD
COM7_GND	05	18 COM6_RxD
N/A	06	19 COM6_TxD
COM6_GND	07	20 COM5_RxD
N/A	08	21 COM5_TxD
COM5_GND	09	22 COM4_RxD
N/A	10	23 COM4_TxD
COM4_GND	11	24 COM3_RxD
N/A	12	25 COM3_TxD
COM3_GND	13	Shield F.G.

25-Pin Male D-Sub Connector

Pin Assignment	Terminal No.	Pin Assignment
GND	05	09 --
--	04	08 --
TxD	03	07 --
RxD	02	06 --
--	01	--

RS-232 Female DB-25 to Male DB-9 Connector

Ordering Information

CA-9-2505D Male DB-25 to 6 Male DB-9 Cable, 0.5 m



CA-9-3705



CA-9-3715D

CA-9-3705
CA-9-3715D**Pin Assignments**

Pin Assignment	Terminal No.	Pin Assignment
N.C.	01	20 RI3
DCD3	02	21 DTR3
GND	03	22 DSR3
CTS3	04	23 RTS3
RxD3	05	24 TxD3
R14	06	25 DCD4
DTR4	07	26 GND
DSR4	08	27 CTS4
RTS4	09	28 RxD4
TxD4	10	29 RI2
DCD2	11	30 DTR2
GND	12	31 DSR2
CTS2	13	32 RTS2
RxD2	14	33 TxD2
R11	15	34 DCD1
DTR1	16	35 GND
DSR1	17	36 CTS1
RTS1	18	37 RxD1
TxD1	19	

RS-232 Female DB-37 Connector

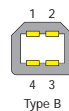
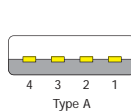
Pin Assignment	Terminal No.	Pin Assignment
GND	05	09 RI
DTR	04	08 CTS
TxD	03	07 RTS
RxD	02	06 DSR
DCD	01	

RS-232 Female DB-37 to Male DB-9 Connector

Ordering Information

CA-9-3705 Male DB-37 to 4 Male DB-9 Cable (90°), 0.5 m

CA-9-3715D Male DB-37 to 4 Male DB-9 Cable (180°), 1.5 m

**CA-USB18****Pin Assignments**

Pin	Name	Description
1	VCC	+5V
2	D-	Data-
3	D+	Data+
4	GND	Ground

Ordering Information

CA-USB18 USB Type A to Type B Cable, 1.8 m

8.2. Power Supplies

KA-52F
KA-52F-48

DIN-KA52F
DIN-KA52F-48

NEW
KA-52F/DIN-KA52F
KA52F-48/DIN-KA52F-48

Specifications

Models	KA-52F	DIN-KA52F	KA-52F-48	DIN-KA52F-48
Input				
Range	100 – 250 AC			
Frequency	50 Hz – 60 Hz			
Output				
Power	24 V _{oc} /1.04 A max., 25 W		48 V _{oc} /0.52 A max., 25 W	
Mechanical				
Dimensions (W x H x D, Unit: mm)	54 x 93 x 36	68 x 107 x 50	54 x 93 x 36	68 x 107 x 50
Installation	No-mounting	DIN-Rail Mounting	No-mounting	DIN-Rail Mounting
Environmental				
Operating Temperature	0 °C – +70 °C			
Storage Temperature	-40 °C – +85 °C			

Ordering Information

KA-52F	24 V _{oc} /1.04 A, 25 W Power Supply
DIN-KA52F	24 V _{oc} /1.04 A, 25 W Power Supply with Din-Rail Mounting
KA-52F-48	48 V _{oc} /0.52 A, 25 W Power Supply
DIN-KA52F-48	48 V _{oc} /0.52 A, 25 W Power Supply with Din-Rail Mounting

NEW

GPSU06U-6

Specifications

Input	
Range	100 – 250 AC
Frequency	50 Hz – 60 Hz
Output	
Power	24 V _{oc} /0.25 A max., 6 W
Mechanical	
Dimensions (W x H x D)	32 mm x 66 mm x 68 mm
Installation	No-mounting
Environmental	
Operating Temperature	0 °C – +40 °C
Storage Temperature	-20 °C – +85 °C

Ordering Information

GPSU06U-6	24 V _{oc} /0.25 A, 6 W Power Supply
-----------	--

MDR-60-24/
MDR-60-48

NEW

MDR-20-24

MDR-20-24
MDR-60-24
MDR-60-48

Specifications

Models	MDR-20-24	MDR-60-24	MDR-60-48
Input			
Range	100 – 250 AC		
Frequency	50 Hz – 60 Hz		
Output			
Power	24 V _{oc} /1 A max., 24 W	24 V _{oc} /2.5 A max., 60 W	48 V _{oc} /1.25 A max., 60 W
Mechanical			
Dimensions (W x H x D) (Unit: mm)	22.5 x 90 x 100	40 x 90 x 100	40 x 90 x 100
Installation	DIN-Rail Mounting		
Environmental			
Operating Temperature	-20 °C – +70 °C		
Storage Temperature	-20 °C – +85 °C		

Ordering Information

MDR-20-24	24 V _{oc} /1 A, 24 W Power Supply with Din-Rail Mounting
MDR-60-24	24 V _{oc} /2.5 A, 60 W Power Supply with Din-Rail Mounting
MDR-60-48	48 V _{oc} /1.25 A, 60 W Power Supply with Din-Rail Mounting



DP-660 DP-1200

DP-660
DP-1200

CE FC 


Specifications

Models	DP-660	DP-1200
Input		
Range	100 – 250 AC	
Frequency	50 Hz – 60 Hz	
Output		
Power	24 V _{DC} /2.5 A max., 60 W and 5 V _{DC} /0.5 A max., 2.5 W	24 V _{DC} /5.0 A max., 120 W
Mechanical		
Dimensions (W x H x D)	44 mm x 145 mm x 158 mm	65 mm x 111 mm x 125 mm
Installation	DIN-Rail Mounting	
Environmental		
Operating Temperature	0 °C – +50 °C	-10 °C – +70 °C
Storage Temperature	-20 °C – +85 °C	-25 °C – +85 °C

Ordering Information

DP-660	24 V _{DC} /2.5 A, 60 W and 5 V _{DC} /0.5 A, 2.5 W Power Supply with DIN-Rail Mounting
DP-1200	24 V _{DC} /5.0 A, 120 W Power Supply with DIN-Rail Mounting


8.3. Terminal Boards & Connector



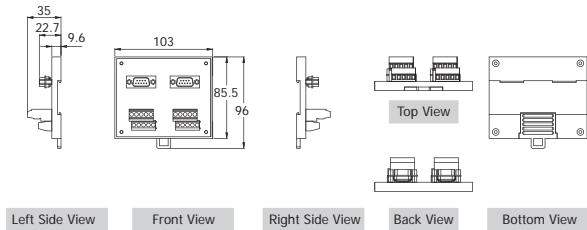
DN-09-2 CA-0915

DN-09-2F CA-0910F

DN-09-2
DN-09-2F



Dimensions (Unit: mm)



Ordering Information

DN-09-2	I/O Connector Block with DIN-Rail Mounting and Two 9-Pin Male Header Includes: CA-0915 x 2 (9-Pin Male-Female D-Sub Cable 1.5 M)
DN-09-2F	I/O Connector Block with DIN-Rail Mounting and Two 9-Pin Male Header Includes: CA-0910F x 2 (9-Pin Female-Female D-Sub Cable 1.0 M)



CA-4002 

CA-PC09F 

Ordering Information

CA-4002	37-Pin Male D-Sub Connector with Plastic Cover
CA-PC09F	9-Pin Female D-Sub Connector with Plastic Cover

8.4. Hub

NEW


USB-2560

4-port Industrial USB 2.0 Hub

Features

- Compliant with USB Specification Revision 2.0
- Built-in NEC uPD720114 USB 2.0 Hub Controller
- Supports High-speed (480 Mbps) and Full-speed (12 Mbps)
- Provides 4 Downstream Ports
- Only Supports Self-powered Mode
 - +12 ~ 48 Vdc Power Input (power adapter included)
- Supports Downstream Port Status with LED
- DIN-Rail



Introduction

The USB-2560 allows you to add multiple high performance USB 2.0 peripheral devices to your computer (Or XP-8000 series). It supports the USB 2.0 high-speed mode that can achieve 480 Mbps data transmitting rate.

The USB-2560 only supports self-powered mode (drawing power from an external power supply). Externally powered USB hubs are the only way to guarantee the broadest compatibility for USB devices.

Specifications

Interface	
Ports	Upstream x 1 (Type B) Downstream x 4 (Type A)
Compatibility	Universal serial bus Specification Rev. 2.0/1.1/1.0
Transfer Speed	480 Mbit/s-high speed mode 12 Mbit/s- full speed mode 1.5 Mbit/s-low speed mode
Supply Current	500 mA max. per port
Include Cable	CA-USB18 (1.8 m Cable) x 1
Power Supply Included (USB-2560/S Only)	GPSU06U-6 x 1 for 250 mA per port
LED Indicators	
Power	1 LED
Downstream Ports	4 LEDs
Power	
Input Voltage Range	+12 ~ +48 Vdc
Power Consumption	0.25 A @ 24 Vdc for 250 mA per port 0.5 A @ 24 Vdc for 500 mA per port
Power Input Connection	Removable 3-Pin Terminal Block
Mechanical	
Casing	Plastic
Flammability	UL 94V-0 materials
Dimensions (W x L x H)	33 mm x 78 mm x 107 mm
Installation	DIN-Rail
Environment	
Operating Temperature	0 °C ~ +70 °C
Storage Temperature	-20 °C ~ +80 °C
Humidity	10 ~ 90% RH, non-condensing

Ordering Information

USB-2560 CR	4-port Industrial USB 2.0 Hub (RoHS)
USB-2560/S CR	4-port Industrial USB 2.0 Hub with GPSU06U-6 (Power Supply) (RoHS)

Accessories

DIN-KA52F	24 Vdc/1.04 A, 25 W Power Supply with DIN-Rail Mounting
MDR-20-24	24 Vdc/1 A, 24 W Power Supply with DIN-Rail Mounting